Town of Granby
Granby, Colorado

Financial Statements
December 31, 2018

Town of Granby, Colorado
Financial Report
December 31, 2018

Table of Contents

	Page
INDEPENDENT AUDITOR'S REPORT	A1 – A2
Management's Discussion and Analysis	B1 – B7
Government-wide Financial Statements:	
Statement of Net Position	C1
Statement of Activities	C2
Fund Financial Statements:	
Balance Sheet – Governmental Funds	C3
Reconciliation of Governmental Funds Balance Sheet to Statement of Net Position	C4
Statement of Revenues, Expenditures and Changes in Fund Balances - Governmental Funds	C5
Reconciliation of Revenues, Expenditures and Changes in Fund Balances (Deficit) of Governmental Fund to the Statement of Activities	C6
Statement of Net Position – Proprietary Funds	C7
Statement of Revenues, Expenses, and Changes in Fund Net Position – Proprietary Funds	C8
Statement of Cash Flows – Proprietary Funds	C9
Notes to the Financial Statements	D1 – D21
Required Supplementary Information:	
Schedule of Revenues, Expenditures and Changes in Fund Balance – Budget and Actual:	
General Fund	E1
Grand Elk GID	E2
Capital Improvement Fund	E3

Town of Granby, Colorado
Financial Report
December 31, 2018

Table of Contents

	Page
Supplementary Information:	
Combining Balance Sheet – Nonmajor Governmental Funds	F1
Combining Statement of Revenues, Expenditures and Changes in Fund Balances - Nonmajor Governmental Funds	F2
Schedule of Revenues, Expenditures and Changes in Fund Balance – Budget and Actual:	
Conservation Trust Fund	F3
Parking Fund	F4
Granby West General Improvement District	F5
Grand Elk Ranch No. 2 General Improvement District	F6
Combining Schedule for Grand Elk GID	F7
Schedule of Revenues and Expenditures – Budget (Non-GAAP Basis) and Actual with Reconciliation to GAAP Basis – Proprietary Funds:	
North Service Area Water Operations	F8
Moraine Park Water Fund	F9
South Service Water Enterprise Fund	F10
South Service Sewer Enterprise Fund	F11
Fleet Fund	F12
Annual Schedule of Revenues and Expenditures for Roads, Bridges and Streets	G1 – G2

McMahan and Associates, L.L.C.
Certified Public Accountants and Consultants

Chapel Square, Bldg C
245 Chapel Place, Suite 300
P.O. Box 5850, Avon, CO 81620

Web Site: www.mcmahancpa.com
Main Office: (970) 845-8800
Facsimile: (970) 845-8108
E-mail: mcmahan@mcmahancpa.com

INDEPENDENT AUDITOR'S REPORT

To the Mayor and Town Board
Town of Granby

We have audited the accompanying financial statements of the governmental activities, business-type activities, each major fund, and the aggregate remaining fund information of the Town of Granby (the "Town"), as of and for the year ended December 31, 2018, which collectively comprise the Town's basic financial statements as listed in the table of contents, and the related notes to the financial statements.

Management's Responsibility for the Financial Statements

Management is responsible for the preparation and fair presentation of these financial statements in accordance with accounting principles generally accepted in the United States of America; this includes the design, implementation, and maintenance of internal control relevant to the preparation and fair presentation of financial statements that are free from material misstatement, whether due to fraud or error.

Auditor's Responsibility

Our responsibility is to express an opinion on these financial statements based on our audit. We conducted our audit in accordance with auditing standards generally accepted in the United States of America and the standards applicable to financial audits contained in Government Auditing Standards, issued by the Comptroller General of the United States. Those standards require that we plan and perform the audit to obtain reasonable assurance about whether the financial statements are free from material misstatement.

An audit involves performing procedures to obtain audit evidence about the amounts and disclosures in the financial statements. The procedures selected depend on the auditor's judgment, including the assessment of the risks of material misstatement of the financial statements, whether due to fraud or error. In making those risk assessments, the auditor considers internal control relevant to the Town's preparation and fair presentation of the financial statements in order to design audit procedures that are appropriate in the circumstances, but not for the purpose of expressing an opinion on the effectiveness of the entity's internal control. Accordingly, we express no such opinion. An audit also includes evaluating the appropriateness of accounting policies used and the reasonableness of significant accounting estimates made by management, as well as evaluating the overall presentation of the financial statements.

We believe that the audit evidence we have obtained is sufficient and appropriate to provide a basis for our audit opinions.

INDEPENDENT AUDITOR'S REPORT
To the Mayor and Town Board
Town of Granby

Opinions

In our opinion, the financial statements referred to above present fairly, in all material respects, the respective financial position of the governmental activities, the business-type activities, each major fund, and the aggregate remaining fund information of the Town as of December 31, 2018, and the respective changes in financial position and, where applicable, cash flows thereof for the year then ended in accordance with accounting principles generally accepted in the United States of America.

Other Matters

Accounting principles generally accepted in the United States of America require that the Management's Discussion and Analysis in Section B be presented to supplement the basic financial statements. Such information, although not a part of the basic financial statements, is required by the Governmental Accounting Standards Board, who considers it to be an essential part of financial reporting for placing the basic financial statements in an appropriate operational, economic, or historical context. We have applied certain limited procedures to the Management's Discussion and Analysis in Section B in accordance with auditing standards generally accepted in the United States of America, which consisted of inquiries of management about the methods of preparing the information and comparing the information for consistency with management's responses to our inquiries, the basic financial statements, and other knowledge we obtained during our audit of the basic financial statements. We do not express an opinion or provide any assurance on the information because the limited procedures do not provide us with sufficient evidence to express an opinion or provide any assurance.

The budgetary comparison information in section E is not a required part of the basic financial statements but is supplementary information required by accounting principles generally accepted in the United States of America. The budgetary comparison information has been subjected to the auditing procedures applied in the audit of the financial statements and certain additional procedures, including comparing and reconciling such information directly to the underlying accounting and other records used to prepare the financial statement or to the financial statements themselves, and other additional procedures in accordance with auditing standards generally accepted in the United States of America. In our opinion, the information is fairly stated in all material respects in relation to the financial statements as a whole.

Our audit was conducted for the purpose of forming opinions on the financial statements that collectively comprise the Town's financial statements as a whole. The combining non-major fund financial statements, individual fund budgetary comparison information found in Section F, and the *Local Highway Finance Report* listed in the accompanying table of contents are presented for purposes of additional analysis and are not a required part of the financial statements. The combining non-major fund financial statements, individual fund budgetary comparison information found in Section F, and the *Local Highway Finance Report* are the responsibility of management and were derived from and relate directly to the underlying accounting and other records used to prepare the financial statements. The information has been subjected to the auditing procedures applied in the audit of the financial statements and certain additional procedures, including comparing and reconciling such information directly to the underlying accounting and other records used to prepare the financial statements or to the financial statements themselves, and other additional procedures in accordance with auditing standards generally accepted in the United States of America. In our opinion, the information is fairly stated in all material respects in relation to the financial statements as a whole.

McMahan and Associates, L.L.C.

McMahan and Associates, L.L.C.
April 15, 2019

MANAGEMENT'S DISCUSSION AND ANALYSIS

Town of Granby, Colorado

Management's Discussion and Analysis
December 31, 2018

As management of the Town of Granby ("Town"), we offer readers of the Town's financial statements this narrative overview and analysis of the financial activities of the Town for the fiscal year ended December 31, 2018.

Financial Highlights

- The Town had an increase in net position of $6,302,055. The increase was attributable to an increase of $5,901,675 in governmental funds and an increase of $400,380 in proprietary funds that were largely related to the sale of property to Sun Communities and the related payoff of debt.

- The Town paid off $5,830,278 of debt relating to a refinance of Town hall and collateralizing it for the purchase of Granby trails. This asset is now fully owned by the Town free of any encumbrances.

- The Town's governmental funds combined fund balances increased by $632,614, of which the General Fund and Capital Improvement Fund had excesses of revenues over expenditures of $24,677 and $496,164, respectively. A significant portion of the excesses are attributed to an increase in sales and use tax.

Overview of the Financial Statements

This discussion and analysis is intended to serve as an introduction to the Town's basic financial statements. The Town's basic financial statements include three components: 1) government-wide financial statements; 2) fund financial statements; and 3) notes to the financial statements. This report also contains other supplementary information in addition to the basic financial statements.

Government-wide financial statements: The government-wide financial statements are designed to provide readers with a broad overview of the Town's finances, in a manner similar to a private-sector business.

The Statement of Net Position presents information on all Town assets and liabilities, with the difference between the two reported as net position. Over time, increases or decreases in net position may serve as a useful indicator of whether the financial position of the Town is improving or deteriorating.

The Statement of Activities presents information showing how the government's net position changed during the most recent fiscal year. All changes in net position are reported as soon as the underlying event giving rise to the change occurs, regardless of the timing of related cash flows. Thus, revenues and expenses are reported in this statement for some items that will only result in cash flows in future fiscal periods (i.e. uncollected taxes and earned but unused vacation leave.)

Both of the government-wide financial statements distinguish functions of the Town that are principally supported by taxes and intergovernmental revenues (governmental activities). The governmental activities of the Town include general government, public safety, streets, and parks and recreation. The business-type activities of the Town include water and sewer services.

Overview of the Financial Statements (continued)

The government-wide financial statements include not only the Town itself (known as the primary government), but also the Grand Elk General Improvement Districts and the Granby West General Improvement District. Since the Town created the General Improvement Districts and the Town Board serves as the board for the Grand Elk and Granby West General Improvement Districts, the financial statements are required to be blended or combined for financial reporting purposes. Therefore, the financial information for Grand Elk General Improvement District is blended to include the financial information for the District as a fund of the Town. Additional information regarding Grand Elk General Improvement District is available on Page D1.

The government-wide financial statements can be found on pages C1 and C2 of this report.

Fund financial statements: A fund is a grouping of related accounts that is used to maintain control over resources that have been segregated for specific activities or objectives. The Town, like other state and local governments, uses fund accounting to ensure and demonstrate compliance with finance-related legal requirements. All of the funds of the Town can be divided into two categories: governmental and proprietary funds.

Governmental funds: Governmental funds are used to account for essentially the same functions reported as governmental activities in the government-wide financial statements. However, unlike the government-wide financial statements, governmental fund financial statements focus on near-term inflows and outflows of spendable resources, as well as on balances of spendable resources available at the end of the fiscal year. Such information may be useful in evaluating a government's near-term financing requirements.

Because the focus of governmental funds is narrower than that of the government-wide financial statements, it is useful to compare the information presented for governmental funds with similar information presented for governmental activities in the government-wide financial statements. By doing so, readers may better understand the long-term impact of the government's near-term financing decisions. Both the expenditures and changes in fund balances provide a reconciliation to facilitate this comparison between governmental funds and governmental activities.

The Town adopts an annual appropriated budget for all funds to demonstrate compliance with the State budget statutes.

Proprietary funds: The Town maintains proprietary funds commonly known as enterprise funds. Enterprise funds are used to report the same functions presented as business-type activities in the government-wide financial statements. The Town uses enterprise funds to account for its water and sewer operations.

Proprietary funds provide the same type of information as the government-wide financial statements, only in more detail. The proprietary fund financial statements provide separate information for each of the business-type services provided by the Town, each of which is considered to be a major fund of the Town.

The basic proprietary fund financial statements can be found on pages C7 through C9 of this report. The Town also presents a budgetary comparison for its proprietary funds.

Notes to the Financial Statements: The notes provide additional information that is essential to a full understanding of the data provided in the government-wide and fund financial statements. The Notes to the Financial Statements can be found on pages D1 through D21 of this report.

Overview of the Financial Statements (continued)

Government-wide Financial Analysis: The largest portion of the Town's assets is reflected in the investment in capital assets (i.e. land, buildings, improvements and equipment). Capital assets account for 78% of the total assets. The Town uses these assets to provide services to its citizens. Accordingly, these assets are not an available source for payment of future spending. Of the remaining net position, the Town's restricted net position has changed as follows:

	1/1/18	Additions	Deletions	12/31/2018
General Fund:				
Emergency reserves	$ 138,830	$ 187,975	$ -	$ 326,805
Conservation Trust:				
Recreation	39,271	-	(6,439)	32,832
Grand Elk Fund:				
Emergency reserves	27,811	6,870	-	34,681
Debt service	770,800	120,135	-	890,935
Granby West GID Fund:				
Emergency reserves	1	-	(1)	-
Grand Elk Ranch No.2				
Emergency reserves	23	-	(4)	19
Water Fund:				
Water Rights Acquisition	64,000	-	-	64,000
Water Quality Improvement	118,650	2,850	-	121,500
South Service Water Fund:				
Water Main Replacement	400,000	250,880	-	650,880
	$ 1,559,386	$ 568,710	$ (6,444)	$ 2,121,652

The following graphs show the Town's net position for 2017 and 2018:

	Governmental Activities		Business-Type Activities		Total	
	2018	2017	2018	2017	2018	2017
Assets:						
Current and other assets	$ 6,854,882	$ 5,688,242	$ 4,146,944	$ 3,381,203	$ 11,001,826	$ 9,069,445
Capital assets	14,702,088	16,371,524	23,996,036	24,813,377	38,698,124	41,184,901
Total Assets	21,556,970	22,059,766	28,142,980	28,194,580	49,699,950	50,254,346
Deferred Outflow of Resources:						
Deferred charge on refunding	351,553	306,740	-	-	351,553	306,740
Total deferred outflow of resources	351,553	306,740	-	-	351,553	306,740
Liabilities:						
Other liabilities	174,682	360,890	15,759	529,993	190,441	890,883
Long-term liabilities	7,053,741	13,334,064	2,156,618	2,108,150	9,210,359	15,442,214
Total Liabilities	7,228,423	13,694,954	2,172,377	2,638,143	9,400,800	16,333,097
Deferred Inflow of Resources:						
Unavailable property tax revenue	683,144	670,848	-	-	683,144	670,848
Unavailable revenue - Other	94,577	-	13,786	-	108,363	-
Total deferred inflow of resources	777,721	670,848	13,786	-	791,507	670,848
Net Position:						
Net investment in capital assets	8,793,860	5,178,532	21,903,435	22,608,056	30,697,295	27,786,588
Restricted	1,285,272	976,736	836,380	582,650	2,121,652	1,559,386
Unrestricted	3,823,247	1,845,436	3,217,002	2,365,731	7,040,249	4,211,167
Total Net Position	$ 13,902,379	$ 8,000,704	$ 25,956,817	$ 25,556,437	$ 39,859,196	$ 33,557,141

Overview of the Financial Statements (continued)

At the end of the current fiscal year, the Town is able to report positive balances in all three categories of net position, both for the government as a whole, as well as for its separate governmental and business-type activities. The same report can be made for the prior year.

The following chart is a summary of the Town's Change in Net Position:

	Governmental Activities		Business-Type Activities		Total	
	2018	2017	2018	2017	2018	2017
Revenues:						
Program revenues:						
Charges for services	$ 873,219	$ 1,148,967	$ 2,544,933	$ 2,410,387	$ 3,418,152	$ 3,559,354
Operating grants & contributions	217,314	181,745	61	4,489	217,375	186,234
Capital grants & contributions	206,227	1,071,692	366,889	100,794	573,116	1,172,486
General revenues:						
Property taxes	657,803	686,402	-	-	657,803	686,402
Sales and use taxes	3,619,031	3,111,459	-	-	3,619,031	3,111,459
Other taxes	201,491	203,178	-	-	201,491	203,178
Investment earnings and other revenue	5,245,289	36,611	20,227	151,613	5,265,516	188,224
Total Revenues	11,020,374	6,440,054	2,932,110	2,667,283	13,952,484	9,107,337
Expenses:						
General government	1,640,700	1,772,945	-	-	1,640,700	1,772,945
Public safety	1,032,283	818,596	-	-	1,032,283	818,596
Streets	1,285,706	1,152,513	-	-	1,285,706	1,152,513
Parks & recreation	750,535	702,697	-	-	750,535	702,697
Interest	409,475	667,827	-	-	409,475	667,827
Water	-	-	1,549,822	1,298,776	1,549,822	1,298,776
Sewer	-	-	981,908	999,032	981,908	999,032
Total Expenses	5,118,699	5,114,578	2,531,730	2,297,808	7,650,429	7,412,386
Change in Net Position before transfers	5,901,675	1,325,476	400,380	369,475	6,302,055	1,694,951
Transfers	-	-	-	-	-	-
Change in Net Position	5,901,675	1,325,476	400,380	369,475	6,302,055	1,694,951
Net Position - Beginning	8,000,704	6,675,228	25,556,437	25,186,962	33,557,141	31,862,190
Net Position - Ending	$ 13,902,379	$ 8,000,704	$ 25,956,817	$ 25,556,437	$ 39,859,196	$ 33,557,141

Governmental activities: Governmental activities increased the Town's net position by $5,901,675. Key elements of this increase was caused by the sale of land for Shore Fox.

Overview of the Financial Statements (continued)

Business-type activities: Business-type activities increased the Town's net position by $400,380. Key elements of this change are as follows:

- Increase in collection of plant investment fees.

Financial Analysis of the Town's Funds

As mentioned on page B1 of this analysis, the Town uses fund accounting to ensure and demonstrate compliance with finance-related legal requirements.

Governmental funds: The focus of the Town's governmental funds is to provide information on near-term inflows, outflows, and balances of spendable resources. Such information is useful in assessing the Town's financing requirements. In particular, unreserved fund balance may serve as a useful measure of a government's net resources available for spending at the end of the fiscal year. As of the end of the current fiscal year, the Town's governmental funds reported combined ending fund balances of $5,091,509, an increase of $632,614 from the prior year ending fund balances. The Town's fund balances for past three years and 2018 are presented in graph format below. To increase comparability, the graph excludes the Grand Elk General Improvement District and Granby West General Improvement District.

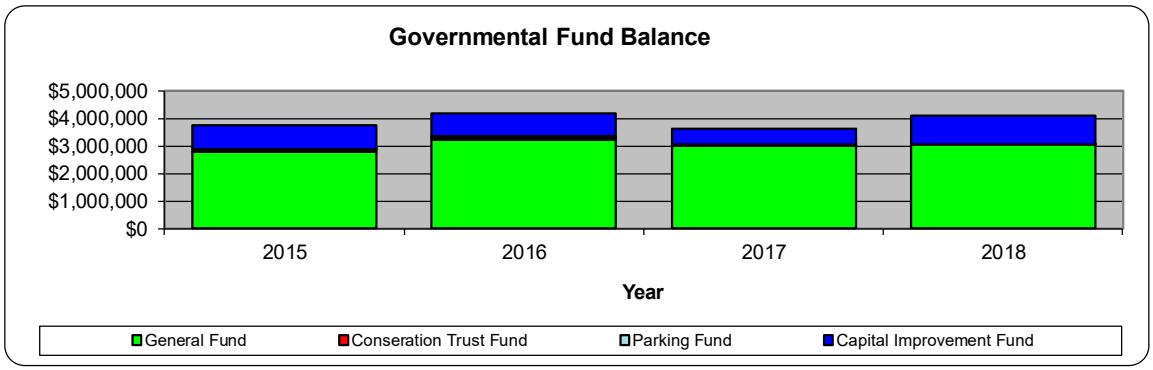

The Town's total governmental fund revenues were from the following sources:

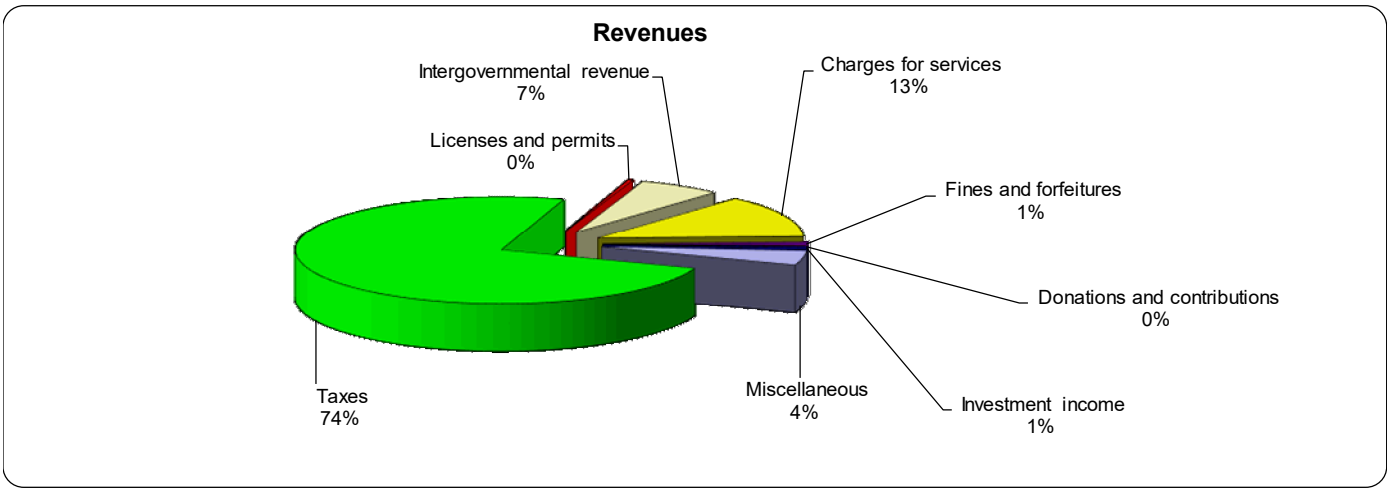

The following is a graph of the Town's governmental activities expenditures by function for 2018:

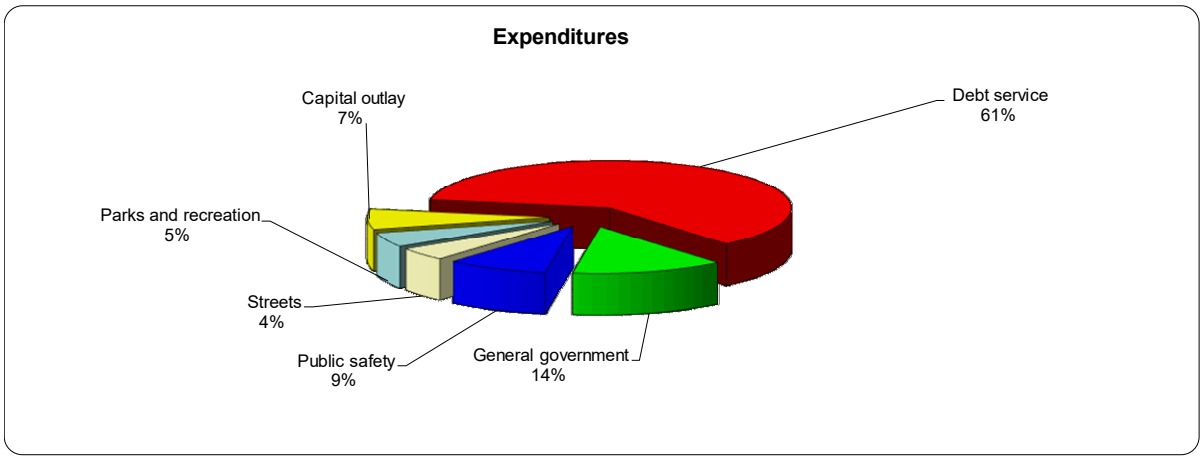

Proprietary funds: The Town's proprietary funds provide the same type of information found in the government-wide financial statements, but in more detail.

Budget variances in the General Fund: The Town's significant General Fund budget variances are detailed as follows:

	Final Budget	Actual	Variance	Reason
Revenues:				
Sales & use	$ 2,824,674	$ 3,166,652	$ 341,978	Budgeted conservatively for sales and use tax. Majority is use tax.
Developer revenue sharing	241,800	132,052	(109,748)	HWMD revenue was down.
Total Revenues	3,961,346	4,188,715	227,369	
Expenditures:				
Program Project and Facility	398,396	302,257	96,139	Didn't write off HWMD Shortfall, closing costs less than budgeted.
Capital outlay and repairs	437,630	354,574	83,056	Pedestrian Pathway was budgeted in 2018, but spent in 2017.
Interest expense	244,089	119,465	124,624	Paid off debt, budgeted for full year of payments.
Total Expenditures	10,149,673	9,785,633	364,040	

Capital assets: The Town's government-wide capital assets, net of accumulated depreciation, increased due to asset additions during the year. Additional information as well as a detailed classification of the Town's net capital assets can be found in the Notes to the Financial Statements on pages D14 and D15 of this report.

Long-term debts: As of the end of the current fiscal year, the Town had $9,184,161 in total long-term debts. This includes $6,835,000 of Grand Elk General Improvement District G.O. bonded debt which is solely the responsibility of the District. The Town has no responsibility for the debt, other than its responsibility as the primary government sponsoring the District. In 2018 the Town paid off capital leases relating to the Town Hall and the Town Street Shop. Additionally, the Town's North Service Area Water Fund has a Colorado Water Conservation Board note. The South Service Area Sewer Enterprise has a Colorado Water and Power Development Authority Loan for DeBerard Draw. Further information regarding the Town's debt can be found on pages D15 through D18.

Financial Analysis of the Town's Funds (continued)

Sales and Use Tax: The Town has 4% sales and use tax that is used to fund its governmental operations. 12.5% of the tax collected is placed in the Capital Improvement Fund for future capital acquisitions. The increase in sales and use tax from 2017 was $507,571 or 16.31%. The following chart indicates changes in the sales tax over the past several years. The chart does not take into account revenue sharing agreements or use tax.

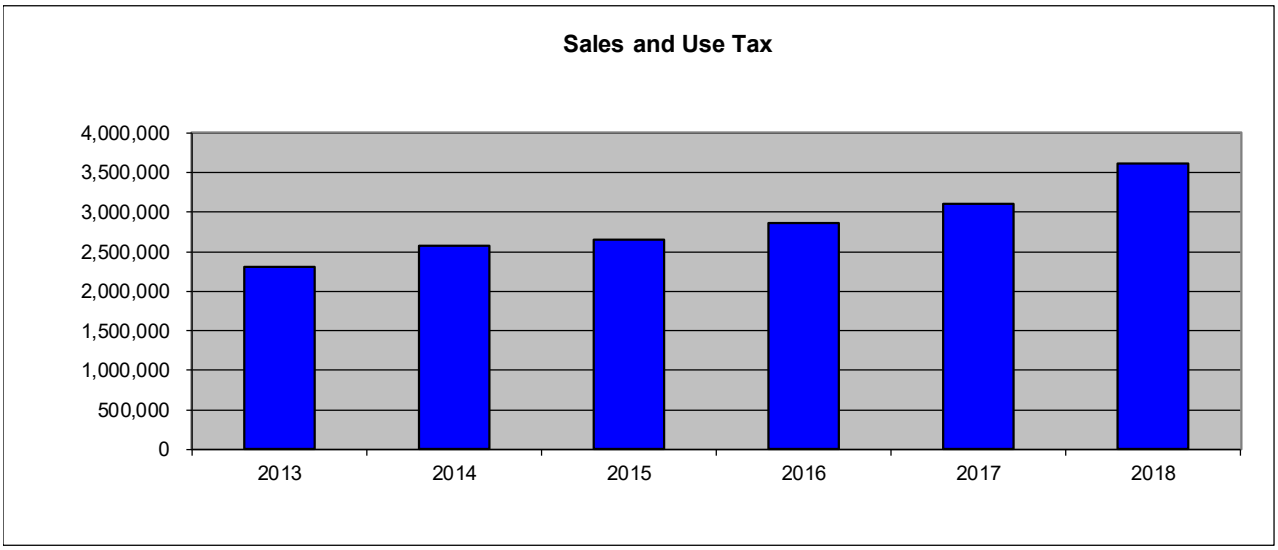

Next year's budget and rates: The Town's General Fund balance at the end of the current fiscal year was $3,042,800. The Town's 2019 budget is conservatively prepared and anticipates an ending General Fund balance of $2,691,600. There are several designated and restricted reserves which will be used for specific projects.

Request for Information

This financial report is designed to provide a general overview of the Town's finances for all those with an interest in the government's finances. Questions concerning any of the information provided in this report or requests for additional financial information should be addressed to the Town Finance Director, P.O. Box 440, Granby, Colorado 80446.

GOVERNMENT-WIDE FINANCIAL STATEMENTS

Town of Granby, Colorado
Statement of Net Position
December 31, 2018

	Governmental Activities	Business type Activities	Total
Assets:			
Cash and investments - Unrestricted	5,096,349	4,037,203	9,133,552
Cash and investments - Restricted	557,169	-	557,169
Cash with Treasurer	4,482	-	4,482
Accounts, taxes, and interest receivable	1,168,115	100,552	1,268,667
Due from other governments	24,093	9,189	33,282
Prepaid expenses	4,674	-	4,674
Total current assets	6,854,882	4,146,944	11,001,826
Capital assets:			
Water rights	-	920,107	920,107
Land & Improvements	4,692,405	9,804	4,702,209
Infrastructure	14,525,572	-	14,525,572
System and improvements	-	24,111,153	24,111,153
Buildings and improvements	8,785,981	7,281,499	16,067,480
Equipment	2,494,204	782,006	3,276,210
Construction in Progress	2,351	-	2,351
Less accumulated depreciation	(15,798,425)	(9,108,533)	(24,906,958)
Total capital assets (net of accumulated depr.)	14,702,088	23,996,036	38,698,124
Total assets	21,556,970	28,142,980	49,699,950
Deferred Outflow of Resources:			
Deferred charge on refunding	351,553	-	351,553
Total deferred outflow of resources	351,553	-	351,553
Liabilities:			
Current liabilities:			
Accounts payable	113,578	2,648	116,226
Accrued expenses	2,589	10,111	12,700
Deposits	58,515	3,000	61,515
Total current liabilities:	174,682	15,759	190,441
Noncurrent liabilities:			
Compensated absences	215,412	64,017	279,429
Accrued interest	26,198	-	26,198
Due within one year	445,000	115,296	560,296
Due in more than one year	6,367,131	1,977,305	8,344,436
Total noncurrent liabilities	7,053,741	2,156,618	9,210,359
Total liabilities	7,228,423	2,172,377	9,400,800
Deferred Inflow of Resources:			
Unavailable property tax revenue	683,144	-	683,144
Unavailable revenue - Other	94,577	13,786	108,363
Total deferred inflow of resources	777,721	13,786	791,507
Net Position:			
Net Investment in capital assets	8,793,860	21,903,435	30,697,295
Restricted	1,285,272	836,380	2,121,652
Unrestricted	3,823,247	3,217,002	7,040,249
Total Net Position	13,902,379	25,956,817	39,859,196

The accompanying notes are an integral part of these financial statements.

Town of Granby, Colorado
Statement of Activities
December 31, 2018

		Program Revenues			Net (Expense) Revenue and Changes in Net Position		
					Primary Government		
Functions/Programs	**Expenses**	**Charges for Services**	**Operating Grants and Contributions**	**Capital Grants and Contributions**	**Governmental Activities**	**Business-type Activities**	**Total**
Primary government:							
Governmental activities:							
General government	1,640,700	(80,326)	90,311	-	(1,630,715)	-	(1,630,715)
Public safety	1,032,283	189,755	-	13,075	(829,453)	-	(829,453)
Streets	1,285,706	586,884	101,225	193,152	(404,445)	-	(404,445)
Parks and recreation	750,535	176,906	25,778	-	(547,851)	-	(547,851)
Interest	409,475	-	-	-	(409,475)	-	(409,475)
Total Governmental Activities	5,118,699	873,219	217,314	206,227	(3,821,939)	-	(3,821,939)
Business-type activities:							
Water	1,549,819	1,589,559	61	293,982	-	333,783	-
Sewer	981,908	955,374	-	72,907	-	46,373	46,373
Total Business-type Activities	2,531,727	2,544,933	61	366,889	-	380,156	380,156
Total Primary Government	7,650,426	3,418,152	217,375	573,116	(3,821,939)	380,156	(3,441,783)
General Revenues:							
Property tax, levied for general purposes					657,803	-	657,803
Specific ownership tax					47,900	-	47,900
General sales and use tax					3,619,031	-	3,619,031
Franchise tax					128,736	-	128,736
Other miscellaneous taxes					24,855	-	24,855
Investment earnings					22,873	8,157	31,030
Grants and contributions not restricted to any program					25,078	12,067	37,145
Gain (loss) on disposal of assets					5,197,338	-	5,197,338
Total General Revenues					9,723,614	20,224	9,743,838
Change in Net Position					5,901,675	400,380	6,302,055
Net Position - Beginning					8,000,704	25,556,437	33,557,141
Net Position - Ending					13,902,379	25,956,817	39,859,196

The accompanying notes are an integral part of these financial statements.

FUND FINANCIAL STATEMENTS

Town of Granby, Colorado
Balance Sheet
Governmental Funds
December 31, 2018

	General	Grand Elk GID	Capital Improvement	Other Governmental Funds	Total Governmental Funds
Assets:					
Cash and investments - Unrestricted	3,079,101	385,928	1,000,076	35,682	4,500,787
Cash and Investments - Restricted	-	557,169	-	-	557,169
Cash with County Treasurer	2,635	1,843	-	3	4,481
Receivables, net of allowance for uncollectibles	771,875	361,517	34,123	599	1,168,114
Due from other governments	24,093	-	-	-	24,093
Prepaid expenses	4,674	-	-	-	4,674
Total Assets	3,882,378	1,306,457	1,034,199	36,284	6,259,318
Liabilities and Fund Equity:					
Liabilities:					
Accounts payable	113,572	-	-	-	113,572
Accrued compensated absences	215,412	-	-	-	215,412
Accrued expenses	2,589	-	-	-	2,589
Deposits	58,515	-	-	-	58,515
Total Liabilities	390,088	-	-	-	390,088
Deferred inflow of resources:					
Unavailable property tax revenue	354,912	327,633	-	599	683,144
Unavailable revenue - other	94,577	-	-	-	94,577
Total deferred inflow of resources	449,489	327,633	-	599	777,721
Fund Balances:					
Unspendable	4,674	-	-	-	4,674
Spendable:					
Restricted for emergencies	326,805	34,681	-	19	361,505
Restricted for recreation	-	-	-	32,832	32,832
Restricted for debt service	-	890,935	-	-	890,935
Committed	375,827	53,208	1,034,199	2,834	1,466,068
Unassigned	2,335,495	-	-	-	2,335,495
Total Fund Balances	3,042,801	978,824	1,034,199	35,685	5,091,509
Total Liabilities, Deferred Inflow of Resources and Fund Balances	3,882,378	1,306,457	1,034,199	36,284	6,259,318

The accompanying notes are an integral part of these financial statements.

Town of Granby
Reconciliation of Governmental Funds Balance Sheet to Statement of Net Position
December 31, 2018

Governmental Funds Total Fund Balance	5,091,509
Add:	
Capital assets used in governmental activities are not considered current financial resources and, therefore, not reported in the governmental funds.	28,564,239
Deferred charges are capitalized and amortized over the life of the bond issue.	374,424
The Fleet Fund is an internal service fund that provides the majority of its services to governmental activities. Therefore its net position is included with governmental activities	1,228,276
Less:	
Accumulated depreciation is not recognized in the governmental funds because capital assets are expensed at the time of acquisition	(14,494,871)
Long-term liabilities, including bonds payable, are not due and payable in the current period and therefore are not reported in the funds. This is the amount of bonded debt and capital leases owed.	(6,835,000)
Accrued interest is not due and payable in the current period and not reported in the fund. This represents accrued interest on the Town's debt.	(26,198)
Governmental Activities Net Position	13,902,379

The accompanying notes are an integral part of these financial statements.

Town of Granby, Colorado
Statement of Revenues, Expenditures and Changes in Fund Balances
Governmental Funds
For the Year Ended December 31, 2018

	General	Grand Elk GID	Capital Improvement	Other Governmental Funds	Total Governmental Funds
Revenues:					
Taxes	3,688,598	336,706	452,379	642	4,478,325
Licenses and permits	19,804	-	-	-	19,804
Intergovernmental revenue	362,306	-	6,250	20,463	389,019
Charges for services	352,210	415,507	-	-	767,717
Fines and forfeitures	73,329	-	-	-	73,329
Investment income	5,557	15,789	1,339	188	22,873
Donations and contributions	9,441	-	-	-	9,441
Miscellaneous	45,825	200,000	16,702	-	262,527
Total Revenues	4,557,070	968,002	476,670	21,293	6,023,035
Expenditures:					
General government	1,433,131	60,795	-	30	1,493,956
Public safety	989,961	-	-	-	989,961
Streets	475,798	23,455	-	-	499,253
Parks and recreation	550,994	-	-	-	550,994
Capital outlay	354,574	-	378,675	27,034	760,283
Debt service	6,004,874	748,039	-	-	6,752,913
Total Expenditures	9,809,332	832,289	378,675	27,064	11,047,360
Excess (Deficiency) of Revenues Over Expenditures	(5,252,262)	135,713	97,995	(5,771)	(5,024,325)
Other Financing Sources (Uses):					
Sale of asset	6,172,500	-	80,000	-	6,252,500
Transfers in	-	27,439	318,169	-	345,608
Transfers (out)	(895,561)	(27,439)	-	(18,169)	(941,169)
Total Other Financing Sources (Uses)	5,276,939	-	398,169	(18,169)	5,656,939
Excess (Deficiency) of Revenues and Other Financing Sources Over Expendit x Other Financing (Uses)	24,677	135,713	496,164	(23,940)	632,614
Fund Balances - Beginning	3,018,124	843,111	538,035	59,625	4,458,895
Fund Balances - Ending	3,042,801	978,824	1,034,199	35,685	5,091,509

The accompanying notes are an integral part of these financial statements.

Town of Granby
Reconciliation of Revenues, Expenditures and Changes in Fund Balances (Deficit) of Governmental Fund to the Statement of Activities
For the Year Ended December 31, 2018

Governmental Funds Changes in Fund Balances	632,614
Add:	
Governmental funds report capital outlays as expenditures. However, in the Statement of Activities the cost of those assets is allocated over their estimated useful lives and reported as depreciation expense. This is the amount of capitalized assets during the year.	737,590
Retirement of lease principal and bonds outstanding on the Town's debt result in a reduction of accumulated resources on the fund financial statements. The government-wide statements show these as reduction against the long-term liabilities.	6,300,408
The Fleet Fund is an internal service fund that provides the majority of its services to governmental activities. Therefore its net income or loss is shown as a governmental activity.	1,228,276
Less:	
Governmental funds report capital outlays as expenditures. However, in the Statement of Activities the cost of those assets is allocated over their estimated useful lives and reported as depreciation expense. This is the depreciation expense for the year.	(1,000,022)
Assets disposed of prior to being fully depreciated are charged off upon disposition. This represents the assets disposed of during the year.	(1,255,162)
The Fleet Fund received contributions of capital assets from governmental funds. These assets are included in the Fleet Fund internal service fund net income. They are removed from the amount of internal service fund net income because they were already accounted for as a governmental activity asset.	(784,558)
Governmental funds report interest expense as it is paid. However in the Statement of Activities interest expense is reported when it is owed. This represents the change in accrued interest during the year.	42,529
Governmental Activities Change in Net Position	5,901,675

The accompanying notes are an integral part of these financial statements.

Town of Granby
Statement of Net Position
Proprietary Funds
December 31, 2018

	Business-Type Activities					Governmental Activities
	North Service Area Enterprise		South Service Area Enterprise			
	Water Fund	Moraine Park Water Fund	Water Fund	Sewer Fund	Total	Internal Services Fund
Assets:						
Current assets:						
Cash and cash equivalents	978,277	44,784	1,683,823	1,330,320	4,037,204	595,562
for uncollectibles	95,623	9,562	2,549	2,008	109,742	-
Total current assets	1,073,900	54,346	1,686,372	1,332,328	4,146,946	595,562
Non-current assets:						
Land and easements	9,804	-	-	-	9,804	-
Water rights	344,408	374,558	201,140	-	920,106	-
Water system and improvements	2,982,741	1,282,896	10,303,100	9,542,416	24,111,153	-
Building and improvements	86,462	-	7,195,037	-	7,281,499	-
Equipment	330,799	-	187,800	263,408	782,007	1,936,273
Less: Accumulated depreciation	(2,562,059)	(106,908)	(3,442,132)	(2,997,433)	(9,108,532)	(1,303,559)
Total non-current assets:	1,192,155	1,550,546	14,444,945	6,808,391	23,996,037	632,714
Total Assets	2,266,055	1,604,892	16,131,317	8,140,719	28,142,983	1,228,276
Liabilities:						
Current liabilities:						
Accounts payable	-	76	1,826	748	2,650	-
Accrued compensated absences	31,290	-	18,605	14,124	64,019	-
Accrued expenses	3,575	-	-	6,536	10,111	-
Deposits	1,500	-	1,500	-	3,000	-
Non-current liabilities due within one year:						
Loans	16,172	-	-	99,124	115,296	-
Total current liabilities:	52,537	76	21,931	120,532	195,076	-
Non-current liabilities:						
Loans	91,088	-	-	1,886,216	1,977,304	-
Total non-current liabilities	91,088	-	-	1,886,216	1,977,304	-
Total Liabilities	143,625	76	21,931	2,006,748	2,172,380	-
Deferred inflow of resources:						
Unearned revenue	-	-	13,786	-	13,786	-
Total deferred inflow of resources	-	-	13,786	-	13,786	-
Net Position:						
Net Investment in capital assets	1,084,895	1,550,546	14,444,945	4,823,051	21,903,437	632,714
Restricted	185,500	-	650,880	-	836,380	-
Unrestricted	852,035	54,270	999,775	1,310,920	3,217,000	595,562
Total Net Position	2,122,430	1,604,816	16,095,600	6,133,971	25,956,817	1,228,276

The accompanying notes are an integral part of these financial statements.

Town of Granby
Statement of Revenues, Expenses and Changes in Fund Net Position
Proprietary Funds
For the Year Ended December 31, 2018

	Business-Type Activities					Governmental Activities
	North Service Area Enterprise		South Service Area Enterprise			Internal Services Fund
	Water Fund	Moraine Park Water Fund	Water Fund	Sewer Fund	Total	
Operating Revenue:						
Utility sales	562,010	40,332	958,599	737,367	2,298,308	-
Other revenue	9,284	-	7,259	225,063	241,606	-
Operating Revenue	571,294	40,332	965,858	962,430	2,539,914	-
Operating Expenses:						
Salaries and employee benefits	275,648	20,386	167,853	123,532	587,419	-
Purchased services	122,362	27,530	171,424	520,314	841,630	-
Supplies	32,155	1,764	64,293	12,556	110,768	-
Depreciation and amortization	83,668	42,763	534,047	290,365	950,843	151,843
Capital outlay	-	-	-	-	-	-
Operating Expenses	513,833	92,443	937,617	946,767	2,490,660	151,843
Operating income (loss)	57,461	(52,111)	28,241	15,663	49,254	(151,843)
Non-Operating Revenues (Expenses):						
Interest revenue	1,902	132	3,233	2,889	8,156	-
Interest expense	(4,394)	-	-	(40,841)	(45,235)	-
Grants and contributions	20,375	11,236	4,929	-	36,540	-
Total Non-Operating Revenues (Expenses)	17,883	11,368	8,162	(37,952)	(539)	-
Income (Loss) Before Contributions and Transfers	75,344	(40,743)	36,403	(22,289)	48,715	(151,843)
Capital contributions	-	-	278,758	72,907	351,665	784,558
Transfers in	-	-	-	-	-	595,561
Change in Net Position	75,344	(40,743)	315,161	50,618	400,380	1,228,276
Total Net Position - Beginning	2,047,086	1,645,559	15,780,439	6,083,353	25,556,437	-
Total Net Position - Ending	2,122,430	1,604,816	16,095,600	6,133,971	25,956,817	1,228,276

The accompanying notes are an integral part of these financial statements.

Town of Granby
Statement of Cash Flows
Proprietary Funds
For the Year Ended December 31, 2018

	Business-Type Activities					Governmental Activities
	North Service Area Enterprise		South Service Area Enterprise			Internal Services Fund
	Water Fund	Moraine Park Water Fund	Water Fund	Sewer Fund	Total	
Cash Flows From Operating Activities:						
Cash received from customers for services	563,927	31,244	1,002,929	739,842	2,337,942	-
Other cash received	9,284	-	7,259	225,063	241,606	-
Cash paid for goods and services	(155,335)	(29,294)	(587,533)	(537,871)	(1,310,033)	-
Cash paid for employment services	(263,332)	(20,311)	(177,157)	(123,532)	(584,332)	-
Net Cash Provided (Used) by Operating Activities	154,544	(18,361)	245,498	303,502	685,183	-
Cash Flows From Non-Capital Financing Activities:						
Grants and contributions	20,375	11,236	283,687	72,907	388,205	-
Transfers	-	-	-	-	-	595,561
Net Cash Provided by Non-Capital Financing Activities	20,375	11,236	283,687	72,907	388,205	595,561
Cash Flows From Capital Financing Activities:						
Purchase of fixed assets	(36,304)	-	(86,602)	(10,595)	(133,501)	-
Interest paid	(4,394)	-	-	(40,841)	(45,235)	-
Principal paid	(15,549)	-	-	(97,172)	(112,721)	-
Net Cash (Used) by Capital Financing Activities	(56,247)	-	(86,602)	(148,608)	(291,457)	-
Cash Flows From Investing Activities:						
Interest received	1,902	133	3,233	2,889	8,157	-
Net Cash Provided by Investing Activities	1,902	133	3,233	2,889	8,157	-
Net Increase (Decrease) in Cash and Cash Equivalents	120,574	(6,992)	445,816	230,690	790,088	595,561
Cash and Cash Equivalents - Beginning	857,703	51,776	1,238,007	1,099,630	3,247,116	-
Cash and Cash Equivalents - Ending	978,277	44,784	1,683,823	1,330,320	4,037,204	595,561
Reconciliation of Operating (Loss) to Net Cash Provided (Used) by Operating Activities:						
Operating (loss)	57,461	(52,111)	28,241	15,663	49,254	(151,843)
Adjustments to reconcile operating (loss) to net cash provided (used) by operating activities:						
Depreciation	83,668	42,763	534,047	290,365	950,843	151,843
(Increase) decrease in accounts receivable	417	(9,088)	30,544	2,475	24,348	-
Increase (decrease) in accounts payable	(818)	75	(351,816)	705	(351,854)	-
Increase (decrease) in compensated absences	12,316	-	(9,304)	(5,381)	(2,369)	-
Increase (decrease) in deferred revenue	-	-	13,786	-	13,786	-
Increase (decrease) in accrued interest	-	-	-	(325)	(325)	-
Other adjustments	1,500	-	-	-	1,500	-
Total Adjustments	97,083	33,750	217,257	287,839	635,929	151,843
Net Cash Provided (Used) by Operating Activities	154,544	(18,361)	245,498	303,502	685,183	-

The accompanying notes are an integral part of these financial statements.

NOTES TO THE FINANCIAL STATEMENTS

I. Summary of Significant Accounting Policies

The Town of Granby (the "Town"), was founded in 1905 as a Colorado statutory municipality. The Town is centrally located in the middle of Grand County and is minutes from world class skiing, hot springs and Rocky Mountain National Park.

An elected Mayor and Town Board are responsible for setting policy, appointing administrative personnel and adopting an annual budget in accordance with state statutes. The Town's major operations include water and sewer operations, road maintenance, police service, and culture and recreation.

The Town's financial statements are prepared in accordance with generally accepted accounting principles ("GAAP"). The Governmental Accounting Standards Board ("GASB") is responsible for establishing GAAP for state and local governments through its pronouncements (Statements and Interpretations). The more significant accounting policies established by GAAP used by the Town are discussed below.

A. Reporting Entity

The reporting entity consists of the primary government and component units. Component units are legally separate entities that are included in a government's reporting entity because of the significance of their operating or financial relationships with the government. The Town has included the following component units:

Grand Elk General Improvement District: On September 25, 2001, the Town authorized the creation of a General Improvement District (the "District") to finance infrastructure improvements within the District's boundaries. The Town's Board sits as *ex officio* as the District's Board. The boundaries of the District are within the Town but costs relating to operations and infrastructure within the District are borne by the District's citizens through a separate District mill levy. The Town's citizenry have no responsibility for the debt relating to the District. The Town's Board, however, acting as the District's Board has operational and financial control of the District.

Granby West General Improvement District: On September 13, 2005, the Town authorized the creation of a General Improvement District (the "District") to finance infrastructure improvements within the District's boundaries. The Town's Board sits as *ex officio* as the District's Board. The boundaries of the District are within the Town but costs relating to operations and infrastructure within the District are borne by the District's citizens through a separate District mill levy. The Town's citizenry have no responsibility for the debt relating to the District. The Town's Board, however, acting as the District's Board has operational and financial control of the District. The name was changed from Shorefox General Improvement District to Granby West General Improvement District during 2012. The District became inactive in July 2016 when the Town purchased 1500 acres from the developer.

Grand Elk Ranch No. 2 General Improvement District: On September 22, 2006, the Town authorized the creation of a General Improvement District (the "District") to finance infrastructure improvements within the District's boundaries. The Town's Board sits as *ex officio* as the District's Board. The boundaries of the District are within the Town but costs relating to operations and infrastructure within the District are borne by the District's citizens through a separate District mill levy. The Town's citizenry have no responsibility for the debt relating to the District. The Town's Board, however, acting as the District's Board has operational and financial control of the District. The District currently has a budget in place for 2016 for property and specific ownership taxes.

I. Summary of Significant Accounting Policies (continued)

B. Government-wide and Fund Financial Statements

The Town's basic financial statements include both government-wide (reporting the Town as a whole) and fund financial statements (reporting the Town's major funds). Both the government-wide and fund financial statements categorize primary activities as either governmental or business type. The Town's public safety, road maintenance, culture and recreation, and administration are classified as governmental activities. The Town's water and sewer utilities are classified as business activities.

1. Government-wide Financial Statements

In the government-wide Statement of Net Position, both the governmental and business-type activities columns are (a) presented on a consolidated basis by column, and (b) reported on a full accrual, economic resource basis, which recognizes all long-term assets and receivables as well as long-term debt and obligations. The Town's net position is reported in three parts—net investment in capital assets; restricted; and unrestricted.

The government-wide Statement of Activities reports both the gross and net cost of each of the Town's functions and business-type activities (public safety, highways and streets, utilities, etc.). The functions are also supported by general government revenues (property and sales taxes, intergovernmental revenue, fines and permits, etc.). The Statement of Activities reduces gross expenses (including depreciation) by related program revenues, operating and capital grants. Program revenues must be directly associated with the function (police, roads, etc.) or a business-type activity. Operating grants include operating-specific and discretionary (either operating or capital) grants while the capital grants column reflects capital-specific grants. The net costs (by function or business-type activity) are normally covered by general revenue (property and sales taxes, interest income, etc.).

The government-wide focus is on the sustainability of the Town as an entity and the change in the Town's net position resulting from the current year's activities.

2. Categories and Classification of Fund Balance:

Governmental accounting standards establishes fund balance classifications that comprise a hierarchy based primarily on the extent to which a government is bound to observe constraints imposed upon the use of the resources reported in governmental funds. Fund balance classifications, include Non-spendable, Restricted, Committed, Assigned, and Unassigned. These classifications reflect not only the nature of funds, but also provide clarity to the level of restriction placed upon fund balance. Fund Balance can have different levels of restraint, such as external versus internal compliance requirements. Unassigned fund balance is a residual classification within the general fund. The general fund should be the only fund that reports a positive unassigned balance. In all other funds, unassigned is limited to negative residual fund balance. For further details of the various fund balance classifications refer to Note I (B) (3) below.

I. Summary of Significant Accounting Policies (continued)

B. Government-wide and Fund Financial Statements (continued)

3. Fund Balance Disclosure

The Town classifies governmental fund balances as follows:

Unspendable - includes fund balance amounts that cannot be spent either because it is not in spendable form or because of legal or contractual requirements.

Spendable Fund Balance:

Restricted – includes fund balance amounts that are constrained for specific purposes which are externally imposed by providers, such as creditors or amounts constrained due to constitutional provisions or enabling legislation.

Committed – includes fund balance amounts that are constrained for specific purposes that are internally imposed by the government through formal action of the highest level of decision making authority which is Town Board. The Town's original budget legislation begins with combining historical data, assessment of needs for the upcoming year and the Town Board platform to review, and/or make changes to each department's budget. Before year end, a budgetary committee will meet again with each department for final review and approval of preliminary budget. The Budget is then formally presented to Town Board via an advertised public process for their review, revisions and final approval by year end. All subsequent budget requests made during the year, after Town Board approval, must be presented via a public process and again approval by Town Board.

Assigned – includes spendable fund balance amounts that are intended to be used for specific purposes that are neither considered restricted or committed. Fund Balance may be assigned by the Town Board or its management designee.

Unassigned - includes residual positive fund balance within the General Fund which has not been classified within the other above mentioned categories. Unassigned fund balance may also include negative balances for any governmental fund if expenditures exceed amounts restricted, committed, or assigned for those specific purposes.

The Town uses restricted amounts to be spent first when both restricted and unrestricted fund balance is available unless there are legal documents/contracts that prohibit doing this, such as in grant agreements requiring dollar for dollar spending. Additionally, the Town would first use committed, then assigned, and lastly unassigned amounts of unrestricted fund balance when expenditures are made.

The Town does not have a formal minimum fund balance policy. However, the Town's budget includes a calculation of a targeted reserve positions and the Administration calculates targets and report them annually to Town Board.

I. Summary of Significant Accounting Policies (continued)

B. Government-wide and Fund Financial Statements (continued)

4. Fund Financial Statements

The financial transactions of the Town are reported in individual funds in the fund financial statements. Each fund is accounted for by providing a separate set of self-balancing accounts that comprises its assets, liabilities, reserves, fund equity, revenues and expenditures/expenses. The fund focus is on current available resources and budget compliance.

The Town reports the following major governmental funds:

General Fund
The *General Fund* is the Town's primary operating fund. It accounts for all financial resources of the Town, except those required to be accounted for in another fund.

Special Revenue Funds
Special revenue funds are used to account for and report the proceeds of specific revenue sources that are restricted or committed to expenditure for specified purposes other than debt service or capital projects. The term "proceeds of specific revenue sources" establishes that one or more specific restricted or committed revenues should be the foundation for a special revenue fund. The Town reports the following major special revenue fund:

The *Grand Elk General Improvement District Operations Fund* accounts for taxes set aside for operation of the District.

Capital Projects Funds
Capital projects funds are used to account for and report financial resources that are restricted, committed, or assigned to expenditure for capital outlays, including the acquisition or construction of capital facilities and other capital assets. Capital projects funds exclude those types of capital-related outflows financed by proprietary funds or for assets that will be held in trust for individuals, private organizations, or other governments. The Town reports the following major capital projects fund:

The *Capital Improvement Fund* accounts for revenues set aside for construction of municipal assets.

The *Grand Elk General Improvement District Capital Projects Fund* accounts for taxes set aside for capital construction of the District.

Debt Service Funds
Debt service funds are used to account for and report financial resources that are restricted, committed, or assigned to expenditure for principal and interest. Debt service funds should be used to report resources if legally mandated. Financial resources that are being accumulated for principal and interest maturing in future years also should be reported in debt service funds. The Town reports the following major debt service fund:

The *Grand Elk General Improvement District Debt Service Fund* accounts for taxes set aside for debt of the District.

I. Summary of Significant Accounting Policies (continued)

B. Government-wide and Fund Financial Statements (continued)

4. Fund Financial Statements (continued)

The Town reports the following proprietary or business-type funds:

The *Water Operations Fund* accounts for the purchase and delivery of water to the citizens of a specific portion of the Town, North of the Fraser River.

The *Water Plant Investment Fund* accounts for plant investment fees, also referred to as tap fees, to ensure adequate funds are available for plant expansion, North of the Fraser River.

The *South Service Water Enterprise Fund* accounts for the purchase and delivery of water to the citizens of a specific portion of the Town, South of the Fraser River. This fund also bills on behalf of the Granby Silver Creek Water and Wastewater Authority.

The *South Service Sewer Enterprise Fund* accounts for the purchase and delivery of water to the citizens of a specific portion of the Town, South of the Fraser River. This fund also bills on behalf of the Granby Sanitation District.

The *Moraine Park Water Fund* accounts for purchase and delivery of water to the citizens of a specific area outside town limits. In agreement with the State of Colorado, the Town took over operations and will oversee the capital improvements to the system, funded by a principal forgiveness loan.

The *Fleet Fund* accounts for purchase and disposition of equipment and vehicles that are utilized for governmental activities.

C. Measurement Focus, Basis of Accounting, and Financial Statement Presentation

Measurement focus refers to whether financial statements measure changes in current resources only (current financial focus) or changes in both current and long-term resources (long-term economic focus). Basis of accounting refers to the point at which revenues, expenditures, or expenses are recognized in the accounts and reported in the financial statements. Financial statement presentation refers to classification of revenues by source and expenses by function.

1. Long-term Economic Focus and Accrual Basis

Both governmental and business-type activities in the government-wide financial statements and the proprietary fund financial statements use the long-term economic focus and are presented on the accrual basis of accounting. Revenues are recognized when earned and expenses are recognized when incurred, regardless of the timing of the related cash flows.

I. Summary of Significant Accounting Policies (continued)

C. Measurement Focus, Basis of Accounting, and Financial Statement Presentation (continued)

2. Current Financial Focus and Modified Accrual Basis

The governmental fund financial statements use the current financial focus and are presented on the modified accrual basis of accounting. Under the modified accrual basis of accounting, revenues are recorded when susceptible to accrual; i.e., both measurable and available. "Available" means collectible within the current period or soon enough thereafter to be used to pay liabilities of the current period. Expenditures are generally recognized when the related liability is incurred. The exception to this general rule is that principal and interest on general long-term debt, if any, is recognized when due.

3. Financial Statement Presentation

Amounts reported as program revenues include 1) charges to customers or applicants for goods, services or privileges provided, 2) operating grants and contributions, and 3) capital grants and contributions, including special assessments. Internally dedicated resources are reported as *general revenues* rather than as program revenues. Likewise, general revenues include all taxes.

Proprietary funds distinguish operating revenues and expenses from nonoperating items. Operating revenues and expenses generally result from providing services and producing and delivering goods in connection with a proprietary fund's principal ongoing operations. The principal operating revenues of the Town's enterprise funds are charges to customers for sales and services. Operating expenses for the enterprise funds include the cost of sales and services, administrative expenses, and depreciation on capital assets. All revenues and expenses not meeting this definition are reported as nonoperating revenues and expenses.

D. Financial Statement Accounts

1. Cash and Cash Equivalents

Cash and cash equivalents are defined as demand deposits and short-term investments with a maturity date within 3 months of the date acquired.

2. Investments

Investments are stated at fair value, net asset value or amortized cost. The change in value of investments is recognized as an increase or decrease to investment assets and investment income. The Town's investment policy permits investments in the following type of obligations:

- U.S. Treasury Obligations (maximum maturity of 60 months)
- Federal Instrumentality Securities (maximum maturity of 60 months)
- FDIC-insured Certificates of Deposit (maximum maturity of 18 months)
- Prime Commercial Paper (maximum maturity of 9 months)
- Repurchase Agreements
- General Obligations and Revenue Obligations
- Local Government Investment Pools
- Money Market Mutual Funds

I. Summary of Significant Accounting Policies (continued)

D. Financial Statement Accounts (continued)

3. Receivables

Receivables are reported net of an allowance for uncollectible accounts.

4. Property Taxes

Property taxes are assessed in one year as a lien on the property, but not collected by the governmental units until the subsequent year. In accordance with generally accepted accounting principles, the assessed but uncollected property taxes have been recorded as a receivable and as deferred inflow of resources.

5. Capital Assets

Capital assets, which include land, buildings, equipment, vehicles, and infrastructure assets (only infrastructure acquired after January 1, 2001), are reported in the applicable governmental or business-type activity columns in the government-wide financial statements. The Town does not intend to capitalize infrastructure acquired prior to January 1, 2001. The Town defines capital assets as assets with an initial cost of $5,000 or more and an estimated useful life in excess of two years. Such assets are recorded at historical cost. Donated capital assets are recorded at estimated fair value at the date of donation.

Capital outlay for projects is capitalized as projects are constructed. Interest incurred during the construction phase is capitalized as part of the value of the assets constructed in the business-type activities. Infrastructure, buildings, and equipment are depreciated using the straight-line method over the following estimated useful lives:

Assets	Years
Infrastructure	40
Buildings and improvements	15 - 40
Distribution systems	40
Equipment and vehicles	3 - 7

6. Deferred Outflows and Inflows of Resources

In addition to assets, the statement of financial position will sometimes report a separate section for deferred outflows of resources. This separate financial statement element, deferred outflows of resources, represents a consumption of net position that applies to a future period and so will not be recognized as an outflow of resources (expense/ expenditure) until then. The government only has one item that qualifies for reporting in this category. It is the deferred charge on refunding reported in the government-wide statement of net position. A deferred charge on refunding results from the difference in the carrying value of refunded debt and its reacquisition price. This amount is deferred and amortized over the shorter of the life of the refunded or refunding debt.

I. Summary of Significant Accounting Policies (continued)

D. Financial Statement Accounts (continued)

6. Deferred Outflows and Inflows of Resources (continued)

In addition to liabilities, the statement of financial position will sometimes report a separate section for deferred inflows of resources. This separate financial statement element, deferred inflows of resources, represents an acquisition of net position that applies to a future period and so will not be recognized as an inflow of resources (revenue) until that time. The government has two items that qualify for reporting in this category. Accordingly, these items, unavailable property tax revenue, and unavailable grant revenue, is deferred and recognized as inflows of resources in the period that the amounts become available.

7. Compensated Absences

Earned but unused vacation benefits are accrued when incurred in the government-wide and proprietary fund financial statements. The liability for the amounts is reported in governmental funds.

II. Reconciliation of Government-wide and Fund Financial Statements

A. Explanation of certain differences between the governmental fund Balance Sheet and the government-wide Statement of Net Position

The governmental fund Balance Sheet includes reconciliation between *fund balance – total governmental funds* and *net position of governmental activities* as reported in the government-wide Statement of Net Position. One element of that reconciliation explains that capital assets are recorded as assets when purchased and depreciated over the life of the assets. Net capital assets of $14,702,088 represents capitalized costs of $30,500,513 and accumulated depreciation of $15,798,425 .

B. Explanation of certain differences between the governmental fund Statement of Revenues, Expenditures and Changes in Fund Balance and the government-wide Statement of Activities

The governmental fund Statement of Revenues, Expenditures and Changes in Fund Balance includes reconciliation between *net change in fund balances of governmental funds* and *changes in net position of governmental activities* as reported in the government-wide Statement of Activities. One element of that reconciliation explains that retirement of long-term debt outstanding of $6,300,408 results in a reduction of accumulated resources on the fund financial statements. This represents payments on the Town's capital leases and Grand Elk General Improvement District bonded debt.

III. Stewardship, Compliance, and Accountability

A. Budgetary Information

Budgets are adopted on a basis consistent with generally accepted accounting principles, except for the proprietary funds. Annual appropriations are adopted for all funds. Expenditures may not legally exceed appropriations at the fund level. All appropriations lapse at year end.

III. Stewardship, Compliance, and Accountability

A. Budgetary Information

As required by Colorado Statutes, the Town followed the required timetable noted below in preparing, approving, and enacting its budget for 2018.

1. For the 2018 budget year, prior to August 25, 2017 (revised November 30), the County Assessor sent to the Town an assessed valuation of all taxable property within the Town's boundaries.

2. The Town Finance Director submitted to the Board, on or before October 15, 2017, a recommended budget which detailed the necessary property taxes needed along with other available revenues to meet the Town's operating requirements.

3. Prior to December 15, 2017, a public hearing was held for the budget, the Board certified to the County Commissioners a levy rate that derived the necessary property taxes as computed in the proposed budget, and the Board adopted the proposed budget and an appropriating resolution that legally appropriated expenditures for the upcoming year.

4. After adoption of the budget resolution, the Town may make the following changes: a) it may transfer appropriated money between funds; b) approve supplemental appropriations to the extent of revenues in excess of estimated revenues in the budget; c) approve emergency appropriations; and d) reduce appropriations for which originally estimated revenues are insufficient.

Taxes levied in one year are collected in the succeeding year. Thus, taxes certified in 2017 were collected in 2018 and taxes certified in 2018 will be collected in 2019. Taxes are due on January 1st in the year of collection; however, they may be paid in either one installment (no later than April 30th) or two equal installments (not later than February 28th and June 15th) without interest or penalty. Taxes that are not paid within the prescribed time bear interest at the rate of one percent (1%) per month until paid. Unpaid amounts and the accrued interest thereon become delinquent on June 16th.

During the year the Town approved the following budget amendments.

Fund	Original Budget	Final Budget	Amendment
General Fund	$ 10,577,031	$ 11,071,496	$ (494,465)
Grand Elk GID Operating Fund	40,369	105,823	(65,454)
Grand Elk GID Debt Svc. Fund	694,962	901,421	(206,459)
Capital Improvement fund	431,000	447,716	(16,716)
Conservation Trust Fund	35,000	35,000	-
Parking Fund	-	18,169	(18,169)
Grand Elk Ranch No. 2 GID	30	30	-
North Service Area Water Fund	501,447	501,447	-
Moraine Park Water Fund	60,734	70,004	(9,270)
South Service Water Fund	628,367	628,367	-
South Service Sewer Fund	872,450	872,450	-

III. Stewardship, Compliance, and Accountability (continued)

B. TABOR Amendment

In November 1992, Colorado voters amended Article X of the Colorado Constitution by adding Section 20; commonly known as the Taxpayer's Bill of Rights (“TABOR). TABOR contains revenue, spending, tax and debt limitations that apply to the State of Colorado and local governments. TABOR requires, with certain exceptions, advance voter approval for any new tax, tax rate increase, mill levy above that for the prior year, extension of any expiring tax, or tax policy change directly causing a net tax revenue gain to any local government.

Except for refinancing bonded debt at a lower interest rate or adding new employees to existing pension plans, TABOR requires advance voter approval for the creation of any multiple-fiscal year debt or other financial obligation unless adequate present cash reserves are pledged irrevocably and held for payments in all future fiscal years.

TABOR also requires local governments to establish an emergency reserve to be used for declared emergencies only. The reserve is calculated at 3% of fiscal year spending. Fiscal year spending excludes bonded debt service and enterprise spending. The Town has reserved $361,505, which is the approximate required reserve at December 31, 2018.

On November 6, 2001, the Town’s electorate approved the following ballot question: Provided *there is no new tax or no increase in any mill levy or any other tax rate without the subsequent approval of the Town’s voters, shall the Town of Granby, Colorado be authorized to collect, retain and spend all revenues and other funds collected in the current year and each subsequent year fiscal year for streets, water, capital improvements, and any other lawful purpose, without further voter approval, notwithstanding the limitations of Article X, Section 20 of the Colorado Constitution, the property tax revenue limitation of Section 29-1-301, Colorado Revised Statutes, or any other law.*

The Town's management believes it is in compliance with the financial provisions of TABOR. However, TABOR is complex and subject to interpretation. Many of its provisions, including the interpretation of how to calculate fiscal year spending limits, will require judicial interpretation. The Grand Elk General Improvement District’s electorate also passed a ballot question exempting the District from the provisions of Tabor on November 6, 2001.

IV. Detailed Notes on All Funds

A. Deposits and Investments

The Town’s deposits are entirely covered by federal depository insurance (“FDIC”) or by collateral held under Colorado’s Public Deposit Protection Act (“PDPA”). The FDIC insures the first $250,000 of the Town’s deposits at each financial institution. Deposit balances over $250,000 are collateralized as required by PDPA. The carrying amount of the Town’s demand deposits was $8,606,158 at year end. Petty cash totaled $1,250.

IV. Detailed Notes on All Funds (continued)

A. Deposits and Investments (continued)

Fair Value of Investments

The Town measures and records its investments using fair value measurement guidelines established by generally accepted accounting principles. These guidelines recognize a three-tiered fair value hierarchy, as follows:

- *Level 1:* Quoted prices for identical investments in active markets;
- *Level 2:* Observable inputs other than quoted market prices; and,
- *Level 3:* Unobservable inputs.

At December 31, 2018, the Town had the following recurring value measurements.

			Fair Value Measurement Using		
Investment Measured at Fair Value		**Total**	**Level 1**	**Level 2**	**Level 3**
Money Market		550,000	-	550,000	-
Investments Measured at Net Asset Value					
Colotrust	$	449,009			
Investments Measured at Amortized Cost					
C-Safe	$	84,304			

Investments classified in Level 1 are valued using prices quoted in active markets for those securities. Debt and equity securities classified in Level 2 are valued using the following:

- U.S. Treasuries, U.S. Agencies, and Commercial Paper: quoted prices for identical securities in markets that are not active;
- Repurchase Agreements, Negotiable Certificates of Deposit, and Collateralized Debt Obligations: matrix pricing based on the securities' relationship to benchmark quoted prices;
- Money Market, Bond, and Equity Mutual Funds: published fair value per share (unit) for each fund.

The Investment Pool represents investments in COLOTRUST and C-SAFE. The value of the pool is determined by the pool's share price. The Town has no regulatory oversight for the pool. At December 31, 2018, the Town's investments in COLOTRUST were 41% of the Town's investment portfolio.

Interest Rate Risk. As a means of limiting its exposure to interest rate risk, the Town diversifies its investments by security type and institution, and limits holdings in any one type of investment with any one issuer and type of issuer. The Town coordinates its investment maturities to closely match cash flow needs and restricts the maximum investment term to less than five years (less in some cases) from the purchase date. As a result of the limited length of maturities the Town has limited its interest rate risk.

Credit Risk. Town investment policy limits investments to those authorized by State statutes. The Town's general investment policy is to apply the prudent-person rule: investments are made as a prudent person would be expected to act, with discretion and intelligence, to seek reasonable income, preserve capital, and, in general, avoid speculative investments.

IV. Detailed Notes on All Funds (continued)

A. Deposits and Investments (continued)

Concentration of Credit Risk. The Town diversifies its investments by security type and institution. Financial institutions holding Town funds must provide the Town a copy of the certificate from the Banking Authority that states that the institution is an eligible public depository. At December 31, 2018, the Town's investments in Federal Home Loan Bank was 6% of the Town's investment portfolio.

The Town had the following cash and investments with the following maturities:

	Standard & Poors Rating	Carrying Amounts	Maturities	
			Less than one year	Less than five years
Petty cash:	Not Rated	$ 1,250	$ 1,250	$ -
Demand Deposits:				
Checking	Not Rated	5,670,455	5,670,455	-
Savings & money market	Not Rated	2,270,030	2,270,030	-
Certificates of deposit	Not Rated	665,673	665,673	-
Investments:				
Cash with fiscal agent	Not Rated	550,000	550,000	-
Investment Pools	AAAm	533,313	533,313	-
Total Cash and Investments		$ 9,690,721	$ 9,690,721	$ -

Reconciliation to Statement of Net Position:	
Cash and investments - Unrestricted	$ 9,133,552
Cash and investments - Restricted	557,169
Total Cash and Investments	$ 9,690,721

Restricted Cash. The Town had restricted cash in the amount of $557,169 in the Grand Elk GID debt service fund relating to a UMB Bank bond reserve.

B. Receivables

Receivables as of year-end for the Town's funds, including applicable allowances for uncollectible accounts, are as follows:

	Governmental Funds				
	General	Grand Elk GID	Capital Improvement	Other Governmental Funds	Total
Receivables:					
Taxes	$ 354,912	$ 327,633	$ -	$ 597	$ 683,142
Accounts receivable	400,665	74,110	34,124	-	508,899
Accrued interest	952	-	-	-	952
Due from other governments	24,093	-	-	-	24,093
Loans receivable	15,345	-	-	-	15,345
Gross receivables	795,967	401,743	34,124	597	1,232,431
Less: allowance for uncollectible	-	(40,224)	-	-	(40,224)
Net Receivables	$ 795,967	$ 361,519	$ 34,124	$ 597	$ 1,192,207

	Enterprise Funds				
	North Service Area	South Service Area			
	Water Operations	South Service Water Fund	South Service Sewer Fund	Moraine Park Water Fund	Total
Receivables:					
Accounts receivable	$ 95,609	$ -	$ 2,008	$ 373	$ 97,990
Other receivables	14	2,549	-	9,189	11,752
Gross receivables	95,623	2,549	2,008	9,562	109,742
Less: allowance for uncollectible	-	-	-	-	-
Net Receivables	$ 95,623	$ 2,549	$ 2,008	$ 9,562	$ 109,742

Governmental funds report *unavailable revenue* in connection with receivables for revenues that are not considered to be available to liquidate liabilities of the current period. This includes property taxes levied in 2017 but not available until 2018.

IV. Detailed Notes on All Funds (continued)

C. Capital Assets

Capital asset activity for the year ended December 31, 2018 was as follows:

	Beginning Balance	Increases	Decreases	Ending Balance
Governmental activities:				
Capital assets not being depreciated:				
Construction in progress	$ 1,058,609	$ 2,352	$ (1,058,610)	$ 2,351
Capital assets, being depreciated:				
Land improvements	5,980,856	-	(1,288,451)	4,692,405
Infrastructure	13,144,014	1,381,558	-	14,525,572
Buildings	8,752,507	33,474	-	8,785,981
Furniture, fixtures, and equipment	2,298,814	378,815	(183,425)	2,494,204
Total capital assets being depreciated	31,234,800	1,796,199	(2,530,486)	30,500,513
Less accumulated depreciation for:				
Land improvements	(203,902)	(13,591)	33,288	(184,205)
Infrastructure	(9,824,672)	(681,958)	-	(10,506,630)
Buildings	(3,047,525)	(259,677)	-	(3,307,202)
Furniture, fixtures, and equipment	(1,787,177)	(196,636)	183,425	(1,800,388)
Total accumulated depreciation	(14,863,276)	(1,151,862)	216,713	(15,798,425)
Governmental Activities Capital Assets, Net	$ 16,371,524	$ 644,337	$ (2,313,773)	$ 14,702,088
Business-type activities:				
Capital assets, not being depreciated:				
Land and easements	$ 9,804	$ -	$ -	$ 9,804
Water rights	920,107	-	-	920,107
Total Capital Assets, Not Depreciated	929,911	-	-	929,911
Capital assets, being depreciated:				
Water system and improvements	24,052,930	58,223	-	24,111,153
Buildings and improvements	7,281,499	-	-	7,281,499
Equipment	706,727	75,279	-	782,006
Total Capital Assets Being Depreciated	32,041,156	133,502	-	32,174,658
Less accumulated depreciation for:				
Water system and improvements	(7,555,806)	(910,115)	-	(8,465,921)
Buildings and improvements	(76,808)	(656)	-	(77,464)
Equipment	(525,075)	(40,073)	-	(565,148)
Total Accumulated Depreciation	(8,157,689)	(950,844)	-	(9,108,533)
Business-type activities capital assets, Net	$ 24,813,378	$ (817,342)	$ -	$ 23,996,036

IV. Detailed Notes on All Funds (continued)

C. Capital Assets (continued)

The Town had the following capital outlay and depreciation expense for the following functions:

	Depreciation Expense	Capital Outlay
Governmental activities:		
General government	$ 113,758	$ -
Public safety	55,196	-
Streets	783,367	-
Parks and recreation	199,541	-
Capital outlay	-	1,796,199
Total - Governmental Activities	$ 1,151,862	$ 1,796,199
Business-type activities:		
Water	$ 660,479	$ 122,907
Sewer	290,365	10,595
Total - Business-type Activities	$ 950,844	$ 133,502

D. Interfund Receivables, Payables, and Transfers

Transfers as of December 31, 2018 were as follows:

	In	Out
Governmental Funds:		
General Fund	$ -	$ (895,561)
Grand Elk GID	27,439	(27,439)
Other Governmental Funds	318,169	(18,169)
Proprietary Funds:		
Fleet Fund	595,561	-
Total	$ 941,169	$ (941,169)

The above transfers were made to allocate funds to the fund's particular function.

E. Other Liabilities

1. Capital Lease – 2006 Public Works Building

The public works building lease totaled an original amount of $550,000 and requires monthly payments of $5,620 through October 1, 2018. The lease carries an interest rate of 4.2% and is subject to annual appropriation and a termination clause. In 2018, this lease was paid in full.

IV. Detailed Notes on All Funds (continued)

E. Other Liabilities (continued)

2. Capital Lease – 2016 Town Hall Refinance

The Town refinanced the 2013 capital lease described above in Note IV (E) (2) during 2016. The lease now requires monthly payments of $44,529.44. The monthly payment is made up of a $32,340.08 taxable portion and a $12,189.36 nontaxable portion. The lease term goes through March 1, 2023 but is subject to annual appropriations and a termination clause. The lease carries a 3% interest rate. Security on this debt includes the Town Hall, skate park, and other park facilities. In 2018, this lease was paid in full.

3. Accrued Compensated Absences

Earned but unused compensated absence (e.g. paid time off) benefits amounted to $279,430 at December 31, 2018. All unused benefits are recorded on the individual fund that pays the related payroll.

4. Grand Elk Debt

On September 25, 2001, the Town authorized the creation of a General Improvement District (“District”) to finance infrastructure improvements within the District’s boundaries. The District’s electorate has approved the issuance of $7,750,000 in GID General Obligation Bonds. On December 20, 2002 the District issued $2,000,000 of Limited Tax General Obligation Bonds, Series 2002. In 2003 the District issued $5,750,000 of Limited Tax General Obligation Bonds, Series 2003. In 2007 the District refunded all its debt with the issuance of Limited Tax General Obligation Refunding Bonds, Series 2007A. The bond issue totaled $9,905,000 in bonds maturing in 2028. The District also issued $200,000 of 2007B subordinate bonds which mature after the 2007A bonds have been paid in full. In 2012, the Town Attorney was successful in eliminating subsequent subordinate bond payments. The Town has no financial obligation for any of the District’s bonds. Although the District is within the Town’s boundaries, the District’s citizens are solely responsible for repayment of the debt through the imposition of a mill levy on all real property within the District and system development fees when the property tax is insufficient to make the bond payments. The District’s ability to retire the indebtedness created by the issuance of the bonds is dependent upon significant growth in development within the District and maintenance of an adequate tax base from which the District can collect sufficient tax revenues from the required mill levy. Payments are made from the Grand Elk GID Bond Fund.

5. North Service Area Water Fund Debt

On March 15, 1984 the Town borrowed $405,000 from the Colorado Water Conservation Board. The note has a forty-year term and accrues interest at 4%. Payments are made from the Water Operations Fund.

IV. Detailed Notes on All Funds (continued)

E. Other Liabilities (continued)

6. South Service Sewer Fund Debt

On June 12, 2015, the Town borrowed $2,500,000 from the Colorado Water Resources and Power Development Authority. The loan has a twenty-year term and accrues interest at 2% annually. In 2016, the loan amount was reduced to $2,238,098. The loan proceeds will be used to fund phase one of a project that entails replacing sewer lines. The pledged revenues are held in the South Service Sewer Fund. The loan is to be repaid semi-annually with payments being made on May 1st and November 1st commencing May 1st, 2016.

7. Debt Schedule

The following payments are required:

	Governmental Debt		
Year	**Principal**	**Interest**	**Total**
2019	445,000	314,383	759,383
2020	480,000	294,803	774,803
2021	520,000	273,203	793,203
2022	555,000	249,803	804,803
2023	600,000	224,828	824,828
2024- 2028	4,235,000	665,183	4,900,183
Total	$ 6,835,000	$ 2,945,155	$ 8,857,203
Grand Elk GID	6,835,000	2,945,155	9,780,155
Town of Granby	-	-	-
Total	$ 6,835,000	$ 2,945,155	$ 9,780,155

	Business - Type Debt		
Year	**Principal**	**Interest**	**Total**
2019	115,296	43,504	158,800
2020	117,935	40,865	158,800
2021	120,640	38,159	158,799
2022	123,413	35,387	158,800
2023	126,255	32,544	158,799
2024- 2028	589,606	122,547	712,153
2029 - 2033	629,560	62,132	691,692
2033 - 2038	269,896	6,781	276,677
Total	$ 2,092,601	$ 381,919	$ 2,474,520

IV. Detailed Notes on All Funds (continued)

E. Other Liabilities (continued)

8. Changes in Debt

The Town had the following changes in debt for the year ended December 31, 2018:

	1/1/18	Additions	Deletions	12/31/2018	Due within one year
Governmental Fund Debt:					
Capital lease (Town Shop)	$ 55,130	$ -	$ (55,130)	$ -	$ -
Grand Elk GID Bonds	7,250,000	-	(415,000)	6,835,000	445,000
Issuance discount on Grand Elk GID Bonds	(26,666)		3,797	(22,869)	-
Capital Lease (Town Hall)	5,830,278	-	(5,830,278)	-	-
Compensated absences	197,610	17,802	-	215,412	-
Enterprise Debt:					
Compensated absences	66,386	-	(2,369)	64,017	-
Colorado Water Conservation Note	122,809	-	(15,549)	107,260	16,172
CWRPDA Loan	2,082,512	-	(97,171)	1,985,341	99,124
Total	$ 15,578,059	$ 17,802	$ (6,411,700)	$ 9,184,161	$ 560,296

F. Restricted Fund Balance

The Town had the following restrictions on fund balances at December 31, 2018:

	1/1/18	Additions	Deletions	12/31/2018
General Fund:				
Emergency reserves	$ 138,830	$ 187,975	$ -	$ 326,805
Conservation Trust:				
Recreation	39,271	-	(6,439)	32,832
Grand Elk Fund:				
Emergency reserves	27,811	6,870	-	34,681
Debt service	770,800	120,135	-	890,935
Granby West GID Fund:				
Emergency reserves	1	-	(1)	-
Grand Elk Ranch No.2				
Emergency reserves	23	-	(4)	19
Water Fund:				
Water Rights Acquisition	64,000	-	-	64,000
Water Quality Improvement	118,650	2,850	-	121,500
South Service Water Fund:				
Water Main Replacement	400,000	250,880	-	650,880
	$ 1,559,386	$ 568,710	$ (6,444)	$ 2,121,652

IV. Detailed Notes on All Funds (continued)

G. Committed Fund Balance

The Town had the following committed fund balances at December 31, 2018:

	1/1/18	Additions	Deletions	12/31/2018
General Fund:				
Housing	$ 52,408	$ -	$ (9,266)	$ 43,142
SCW Lights	9,439	-	-	9,439
Downtown	65,106	-	(850)	64,256
Business Loan	33,598	-	-	33,598
Manager	-	71,268	-	71,268
Recreation	124,740	-	-	124,740
Police Surcharge	6,973	-	(2,589)	4,384
Raffety Park	-	-	-	-
Shorefox	583,492	-	(583,492)	-
Soccer	10,000	15,000	-	25,000
Capital Improvement Fund:				
Capital reserve	538,036	496,163	-	1,034,199
Grand Elk Fund:				
Operations reserve	41,348	8,708	-	50,056
Capital reserve	3,154	-	-	3,154
Granby West GID Fund:				
Operations reserve	798	1	-	799
Parking				
Parking reserve	18,113	-	(18,113)	-
Grand Elk Ranch No. 2 GID Fund:				
Operations reserve	1,420	613	-	2,033
	$ 1,488,625	$ 591,753	$ (614,310)	$ 1,466,068

H. Assigned Fund Balance

The Town had the following assigned on fund balances at December 31, 2018:

	1/1/18	Additions	Deletions	12/31/2018
General Fund:				
Administrative equipment	$ 21,977	$ -	$ (21,977)	$ -
Public safety	21,982	-	(21,982)	-
Street equipment	39,226	-	(39,226)	-
Recreation equipment	10,438	-	(10,438)	-
Parks equipment	1,939	-	(1,939)	-
	$ 95,562	$ -	$ (95,562)	$ -

V. Other Information

A. Retirement Plans

1. Deferred Compensation Plan – Section 457

The Town offers its employees a deferred compensation plan created in accordance with Internal Revenue Code Section 457. The plan permits employees to defer a portion of their salary until future years. The deferred compensation is not available to employees until termination, retirement, death, or unforeseeable emergency.

All amounts of compensation deferred under the plan, all property and rights purchased with those amounts, and all income attributable to those amounts, property, or rights are to be held in trust for the exclusive benefit of the plan participants and their beneficiaries.

The accrual basis of accounting is used for the plan. Revenues are recognized when earned and expenditures are recognized when incurred. Investments are recorded at market value.

Plan investment purchases are determined by the plan participant and therefore, the plan's investment concentration varies between participants. The Town has no liability for losses under the plan but does have the duty of due care that would be required of an ordinary prudent investor. The Town is neither the trustee nor the administrator for the plan.

2. Retirement Plan - Section 401(a)

In 1980 the Town established a defined contribution money purchase plan with IDEAL Corporation as a Prototype Money Purchase Plan and Trust under Code Section 401 of the Internal Revenue code. The Plan has changed administration over the years and is presently with Matrix and uses Digital Retirement Solutions as its record keeper.

All Town employees, except police officers, receive a five-percent (5%) contribution to the plan, in addition to social security. Police Officers receive a contribution of 11.2% and are required to match 8% to the plan, and they are not subject to social security taxes. Only full-time employees who have been with the Town for six consecutive months are eligible, whereas Police Officers are immediately eligible. The Town's covered payroll for Police Officers and other participating employees for 2018 is $425,630 and $1,239,020, respectively. Total contributions to the Plan were $143,672, which consisted of $109,622 from the Town and $34,050 from the employees.

The Town is the trustee of the plan and has the duty of due care that would be required of an ordinary prudent investor, but has no liability for losses under the plan.

B. Other Employee Benefits

All Town employees may continue their health insurance due to a reduction in work hours or termination of employment. Employees who elect continued coverage must pay the insurance carrier for premiums from the termination date of coverage and monthly thereafter. No cost to the Town is recognized.

V. Other Information (continued)

C. Risk Management

The Town is exposed to various risks of loss related to workers' compensation, general liability, loss related to torts; theft of, damage to, and destruction of assets; errors and omissions and worker unemployment. The Town has acquired commercial coverage for these risks. Any settled claims are not expected to exceed the commercial insurance coverage.

D. Tax Abatements

The Town has entered into various agreements in order to meet development goals within certain areas of Town. The following areas have continuing development requirements or abatement agreements requiring disclosure.

Development area	Revenues impacted	Governing Document	Amount	Requirements
Granby Ranch	Sales & Use Tax	Annexation Agreement	50% of Tax through April 13, 2023	Paid to area developer
Mountainside	Sales Tax	Annexation Agreement	50% of Tax through Oct 28, 2022	Paid to area HOA

The agreement was authorized by the Town Board after analyzing criteria that includes the ability to encouraging development within the specific abatement area.

REQUIRED SUPPLEMENTARY INFORMATION

GRANBY
COLORADO
1905

Town of Granby
Schedule of Revenues, Expenditures and Changes in Fund Balance
Budget and Actual - General Fund
For the Year Ended December 31, 2018
(With Comparative Actual Amounts For the Year Ended 2017)

	2018				2017
	Original Budget	Final Budget	Actual	Final Budget Variance Positive (Negative)	Actual
Revenues:					
Taxes:					
General property taxes	348,629	348,629	343,520	(5,109)	363,945
Specific ownership tax	22,900	22,900	24,835	1,935	24,232
Sales & Use	2,824,674	2,824,674	3,166,652	341,978	2,722,527
Franchise tax	155,138	155,138	128,736	(26,402)	129,371
Other taxes	26,525	26,525	24,855	(1,670)	27,131
Total Taxes	3,377,866	3,377,866	3,688,598	310,732	3,267,206
Licenses and Permits:					
Other licenses and permits	29,427	29,427	19,804	(9,623)	21,845
Intergovernmental Revenue:					
Grant revenue	57,667	269,773	275,113	5,340	1,076,046
State highway users tax	62,000	62,000	78,571	16,571	62,939
County road and bridge	7,600	7,600	8,622	1,022	7,536
Total Intergovernmental Revenue	127,267	339,373	362,306	22,933	1,146,521
Charges for Services:					
Zoning and subdivision fees	1,525	1,525	4,178	2,653	940
Recreation revenue	132,750	132,750	150,951	18,201	137,558
Mosquito revenue	25,499	25,499	25,499	-	25,499
Other charges for services	241,800	241,800	132,052	(109,748)	289,006
Rents	40,085	40,085	39,530	(555)	46,948
Total Charges for Services	441,659	441,659	352,210	(89,449)	499,951
Fines and Forfeitures:					
Traffic fines	64,750	64,750	73,329	8,579	55,534
Miscellaneous Revenue:					
Investment income	4,000	4,000	5,557	1,557	3,662
Donations and contributions	3,000	3,000	9,441	6,441	2,226
Other income	72,800	72,800	45,825	(26,975)	85,686
Total Miscellaneous Revenue	79,800	79,800	60,823	(18,977)	91,574
Total Revenues	4,120,769	4,332,875	4,557,070	224,195	5,082,631
Expenditures:					
General Government:					
Legislative	214,186	216,081	195,172	20,909	176,976
Economic development	156,500	161,136	141,650	19,486	36,377
Administrative	662,356	663,296	643,893	19,403	637,730
Planning	110,881	122,881	126,460	(3,579)	70,803
Municipal court	24,721	26,261	23,699	2,562	18,342
Program project and facility	533,665	398,396	302,257	96,139	496,099
Total General Government	1,702,309	1,588,051	1,433,131	154,920	1,436,327
Public Safety:					
Police and public safety	899,399	956,544	989,961	(33,417)	758,511
Streets:					
Streets	509,918	509,918	475,798	34,120	351,671
Parks and Recreation:					
Recreation	332,965	332,965	322,101	10,864	307,828
Parks	221,327	221,327	228,893	(7,566)	192,669
Total Parks and Recreation	554,292	554,292	550,994	3,298	500,497
Capital Outlay:					
Capital outlay and repairs	78,400	437,630	354,574	83,056	2,397,860
Debt Service:					
Interest	244,089	244,089	119,465	124,624	259,291
Principal	5,885,410	5,885,410	5,885,409	1	342,511
Total Debt Service	6,129,499	6,129,499	6,004,874	124,625	601,802
Total Expenditures	9,873,817	10,175,934	9,809,332	366,602	6,046,668
Excess (Deficiency) of Revenues over Expenditures	(5,753,048)	(5,843,059)	(5,252,262)	590,797	(964,037)
Other Financing Sources (Uses):					
Transfer in	-	-	-	-	716,869
Transfer (out)	(703,214)	(895,561)	(895,561)	-	-
Sale of Assets	6,150,000	6,150,000	6,172,500	22,500	19,600
Total Other Financing Sources (Uses)	5,446,786	5,254,439	5,276,939	22,500	736,469
Net Change in Fund Balance	(306,262)	(588,620)	24,677	613,297	(227,568)
Fund Balance - Beginning			3,018,124		3,245,692
Fund Balance - Ending			3,042,801		3,018,124

The accompanying notes are an integral part of these financial statements.

Town of Granby, Colorado
Statement of Revenues, Expenditures and Changes in Fund Balances
Grand Elk General Improvement District
For the Year Ended December 31, 2018
(With Comparative Actual Amounts For the Year Ended 2017)

	2018				2017
	Original Budget	Final Budget	Actual	Final Budget Variance Positive (Negative)	Actual
Revenues:					
Taxes	343,628	343,628	336,706	(6,922)	344,108
Charges for services	557,850	415,525	415,507	(18)	559,556
Investment income	5,475	5,475	15,789	10,314	10,365
Miscellaneous	-	200,000	200,000	-	-
Total Revenues	906,953	964,628	968,002	3,374	914,029
Expenditures:					
General government	24,393	70,835	60,795	10,040	145,655
Streets	29,931	29,931	23,455	6,476	40,048
Debt service	714,523	813,539	748,039	65,500	714,008
Total Expenditures	768,847	914,305	832,289	82,016	899,711
Excess (Deficiency) of Revenues Over Expenditures	138,106	50,323	135,713	85,390	14,318
Other Financing Sources (Uses):					
Transfers in	-	27,439	27,439	-	-
Transfers (out)	-	(27,439)	(27,439)	-	-
Total Other Financing Sources (Uses)	-	-	-	-	-
Excess (Deficiency) of Revenues and Other Financing Sources Over Expenditures and Other Financing (Uses)	138,106	50,323	135,713	85,390	14,318
Fund Balances - Beginning			843,111		828,793
Fund Balances - Ending			978,824		843,111

The accompanying notes are an integral part of these financial statements.

Town of Granby
Schedule of Revenues, Expenditures and Changes in Fund Balance
Budget and Actual - Capital Improvement Fund
For the Year Ended December 31, 2018
(With Comparative Actual Amounts For the Year Ended 2017)

	2018				2017
	Original Budget	Final Budget	Actual	Final Budget Variance Positive (Negative)	Actual
Revenues:					
Taxes:					
Sales and use tax	403,525	403,525	452,379	48,854	388,933
Intergovernmental revenue	25,000	25,000	6,250	(18,750)	-
Investment income	750	750	1,339	589	1,153
Miscellaneous income	11,225	11,225	16,702	5,477	13,451
Total Revenues	440,500	440,500	476,670	36,170	403,537
Expenditures:					
Capital Outlay:					
Capital outlay and repairs	431,000	447,716	378,675	69,041	-
Total Expenditures	431,000	447,716	378,675	69,041	-
Excess (Deficiency) of Revenues over Expenditures	9,500	(7,216)	97,995	105,211	403,537
Other Financing Sources (Uses):					
Transfer In	503,214	503,214	318,169	(185,045)	-
Transfer Out	-	-	-	-	(716,869)
Sale of Assets	60,000	60,000	80,000	20,000	-
Total Other Financing Sources (Uses)	563,214	563,214	398,169	(165,045)	(716,869)
Net Change in Fund Balance	572,714	555,998	496,164	(59,834)	(313,332)
Fund Balance - Beginning			538,035		851,367
Fund Balance - Ending			1,034,199		538,035

The accompanying notes are an integral part of these financial statements.

SUPPLEMENTARY INFORMATION

GRANBY
COLORADO
1905

Town of Granby, Colorado
Combining Balance Sheet
Nonmajor Governmental Funds
December 31, 2018

	Special Revenue			Total Nonmajor Governmental Funds
	Conservation Trust	Granby West GID	Grand Elk Ranch No 2 GID	
Assets:				
Cash and investments - Unrestricted	32,832	799	2,051	35,682
Cash with County Treasurer	-	-	3	3
Receivables, net of allowance for uncollectibles	-	-	599	599
Total Assets	32,832	799	2,653	36,284
Liabilities and Fund Equity:				
Liabilities:				
Deferred Revenue	-	-	599	599
Total Liabilities	-	-	599	599
Fund Balances:				
Spendable:				
Restricted for emergencies	-	-	19	19
Restricted for recreation	32,832	-	-	32,832
Committed	-	799	2,035	2,834
Total Fund Balances	32,832	799	2,054	35,685
Total Liabilities and Fund Balances	32,832	799	2,653	36,284

The accompanying notes are an integral part of these financial statements.

Town of Granby, Colorado
Statement of Revenues, Expenditures and Changes in Fund Balances
Nonmajor Governmental Funds
For the Year Ended December 31, 2018

	Special Revenue				Total Nonmajor Governmental Funds
	Conservation Trust	Parking	Granby West GID	Grand Elk Ranch No 2 GID	
Revenues:					
Taxes	-	-	-	642	642
Intergovernmental revenue	20,463	-	-	-	20,463
Investment income	132	56	-	-	188
Miscellaneous	-	-	-	-	-
Total Revenues	20,595	56	-	642	21,293
Expenditures:					
General government	-	-	-	30	30
Capital outlay and repairs	27,034	-	-	-	27,034
Total Expenditures	27,034	-	-	30	27,064
Excess (Deficiency) of Revenues Over Expenditures	(6,439)	56	-	612	(5,771)
Other Financing Sources (Uses):					
Transfers (out)	-	(18,169)	-	-	(18,169)
Total Other Financing Sources (Uses)	-	(18,169)	-	-	(18,169)
Excess (Deficiency) of Revenues and Other Financing Sources Over Expenditures and Other Financing (Uses)	(6,439)	(18,113)	-	612	(23,940)
Fund Balances - Beginning	39,271	18,113	799	1,442	59,625
Fund Balances - Ending	32,832	-	799	2,054	35,685

The accompanying notes are an integral part of these financial statements.

Town of Granby
Schedule of Revenues, Expenditures and Changes in Fund Balance
Budget and Actual - Conservation Trust Fund
For the Year Ended December 31, 2018
(With Comparative Actual Amounts For the Year Ended 2017)

	2018				2017
	Original Budget	Final Budget	Actual	Final Budget Variance Positive (Negative)	Actual
Revenues:					
Intergovernmental revenue:					
State lottery funds	21,000	21,000	20,463	(537)	18,893
Other Income	-	-	-	-	20,000
Investment income	75	75	132	57	141
Total Revenues	21,075	21,075	20,595	(480)	39,034
Expenditures:					
Capital outlay and repairs	35,000	35,000	27,034	7,966	80,000
Total Expenditures	35,000	35,000	27,034	7,966	80,000
Net Change in Fund Balance	(13,925)	(13,925)	(6,439)	7,486	(40,966)
Fund Balance - Beginning			39,271		80,237
Fund Balance - Ending			32,832		39,271

The accompanying notes are an integral part of these financial statements.

Town of Granby
Schedule of Revenues, Expenditures and Changes in Fund Balance
Budget and Actual - Parking Fund
For the Year Ended December 31, 2018
(With Comparative Actual Amounts For the Year Ended 2017)

	2018			2017
	Original and Final Budget	Actual	Final Budget Variance Positive (Negative)	Actual
Revenues:				
Investment income	40	56	16	31
Total Revenues	40	56	16	31
Net Change in Fund Balance	40	56	16	31
Transfers (out)	(18,169)	(18,169)	-	-
Total Other Financing Sources (Uses)	(18,169)	(18,169)	-	-
Excess (Deficiency) of Revenues and Other Financing Sources Over Expenditures and Other Financing (Uses)		(18,113)		31
Fund Balance - Beginning		18,113		18,082
Fund Balance - Ending		-		18,113

The accompanying notes are an integral part of these financial statements.

Town of Granby, Colorado
Statement of Revenues, Expenditures and Changes in Fund Balances
Budget and Actual - Granby West General Improvement District
For the Year Ended December 31, 2018
(With Comparative Actual Amounts For the Year Ended 2017)

	2018			2017
	Original and Final Budget	Actual	Final Budget Variance Positive (Negative)	Actual
Revenues:				
Taxes:				
Specific ownership tax	-	-	-	29
Total Revenues	-	-	-	29
Excess (Deficiency) of Revenues Over Expenditures	-	-	-	29
Excess (Deficiency) of Revenues and Other Financing Sources Over Expenditures and Other Financing (Uses)	-	-	-	29
Fund Balances - Beginning	-	799	799	770
Fund Balances - Ending	-	799	799	799

The accompanying notes are an integral part of these financial statements.

Town of Granby, Colorado
Statement of Revenues, Expenditures and Changes in Fund Balances
Budget and Actual - Grand Elk Ranch No. 2 General Improvement District
For the Year Ended December 31, 2018
(With Comparative Actual Amounts For the Year Ended 2017)

	2018			2017
	Original and Final Budget	Actual	Final Budget Variance Positive (Negative)	Actual
Revenues:				
Taxes:				
Property tax	599	598	(1)	712
Specific ownership tax	20	44	24	50
Total Revenues	619	642	23	762
Expenditures:				
General government:				
Treasurer fees	30	30	-	36
Total Expenditures	30	30	-	36
Excess (Deficiency) of Revenues Over Expenditures	589	612	23	726
Excess (Deficiency) of Revenues and Other Financing Sources Over Expenditures and Other Financing (Uses)	589	612	23	726
Fund Balances - Beginning	-	1,442	1,442	716
Fund Balances - Ending	589	2,054	1,465	1,442

The accompanying notes are an integral part of these financial statements.

Town of Granby, Colorado
Combining Schedule
Grand Elk General Improvement District
For the Year Ended December 31, 2018

	Operations	Debt Service	Capital Projects	Total
Revenues:				
Taxes:				
Property tax	61,561	252,124	-	313,685
Specific ownership tax	4,523	18,498	-	23,021
Charges for services	(160,578)	576,085	-	415,507
Investment income	115	15,674	-	15,789
Miscellaneous	200,000	-	-	200,000
Total Revenues	105,621	862,381	-	968,002
Expenditures:				
General government:				
Administration	25,299	600	-	25,899
Operating expenses	10,769	-	-	10,769
Treasurer fees	3,081	21,046	-	24,127
Streets	23,455	-	-	23,455
Debt service:				
Interest	-	332,539	-	332,539
Principal	-	415,000	-	415,000
Other	-	500	-	500
Total Expenditures	62,604	769,685	-	832,289
Excess (Deficiency) of Revenues Over Expenditures	43,017	92,696	-	135,713
Other Financing Sources (Uses):				
Transfers in	-	27,439	-	27,439
Transfers (out)	(27,439)	-	-	(27,439)
Total Other Financing Sources (Uses)	(27,439)	27,439	-	-
Excess (Deficiency) of Revenues and Other Financing Sources Over Expenditures and Other Financing (Uses)	15,578	120,135	-	135,713
Fund Balances - Beginning	69,158	770,799	3,154	843,111
Fund Balances - Ending	84,736	890,934	3,154	978,824

The accompanying notes are an integral part of these financial statements.

Town of Granby
Schedule of Revenues and Expenditures Budget (Non-GAAP Basis)
and Actual With Reconciliation to GAAP Basis
Proprietary Funds
North Service Area Water Fund
(With Comparative Actual Amounts For the Year Ended 2017)

	2018				2017
	Original Budget	Final Budget	Actual	Final Budget Variance Positive (Negative)	Actual
Revenues:					
Utility sales	506,222	506,222	562,009	55,787	471,019
Other revenue	10,300	10,700	9,284	(1,416)	11,602
Interest revenue	615	615	1,902	1,287	1,090
Grants and contributions	8,170	8,170	20,375	12,205	47,098
Transfer In	-	-	-	-	1,425,922
Total Revenues	525,307	525,707	593,570	67,863	1,956,731
Expenditures:					
Salaries and wages	188,000	188,000	199,088	(11,088)	149,557
Employee benefits	79,830	79,830	76,560	3,270	52,887
Utilities	39,580	39,580	36,324	3,256	32,469
Repairs and maintenance	56,510	56,510	46,953	9,557	51,018
Insurance	17,001	17,001	14,488	2,513	14,981
Other purchased services	25,415	25,415	24,596	819	23,192
Supplies	33,650	33,650	32,155	1,495	33,149
Bond principal	15,549	15,549	15,549	-	14,951
Interest expense	4,912	4,912	4,394	518	5,012
Capital outlay and repairs	41,000	41,000	36,305	4,695	1,470,200
Total Expenditures	501,447	501,447	486,412	15,035	1,847,416
Excess (Deficiency) of Revenues Budget Over Expenditures (Non-GAAP) Basis	23,860	24,260	107,158	82,898	109,315
Reconciliation to GAAP Basis:					
Capitalized assets			36,305		1,470,200
Depreciation			(83,668)		(79,672)
Loan principal			15,549		14,952
Net (Loss) - GAAP Basis			75,344		1,514,795

The accompanying notes are an integral part of these financial statements.

Town of Granby
Schedule of Revenues and Expenditures Budget (Non-GAAP Basis)
and Actual With Reconciliation to GAAP Basis
Proprietary Funds
Moraine Park Water Fund
For the Year Ended December 31, 2018
(With Comparative Actual Amounts For the Year Ended 2017)

	2018			2017
	Original and Final Budget	Actual	Final Budget Variance Positive (Negative)	Actual
Revenues:				
Utility sales	40,885	40,332	(553)	40,558
Interest revenue	-	132	132	67
Grants and Contributions	18,085	11,236	(6,849)	(437)
Total Revenues	58,970	51,700	(7,270)	40,188
Expenditures:				
Salaries and wages	14,689	14,590	99	10,913
Employee benefits	6,241	5,796	445	3,976
Utilities	6,325	5,320	1,005	4,922
Repairs and maintenance	11,495	9,746	1,749	1,760
Insurance	2,429	2,278	151	2,080
Other purchased services	25,925	10,186	15,739	2,956
Supplies	2,900	1,764	1,136	2,064
Total Expenditures	70,004	49,680	20,324	28,671
Excess (Deficiency) of Revenues Budget Over Expenditures (Non-GAAP) Basis	(11,034)	2,020	13,054	11,517
Reconciliation to GAAP Basis:				
Depreciation		(42,763)		(42,763)
Net Income (Loss) - GAAP Basis		(40,743)		(31,246)

Town of Granby
Schedule of Revenues and Expenditures
Budget (Non-GAAP Basis) and Actual With Reconciliation to GAAP Basis
Proprietary Funds
South Service Water Enterprise Fund
For the Year Ended December 31, 2018
(With Comparative Actual Amounts For the Year Ended 2017)

	2018				2017
	Original Budget	Final Budget	Actual	Final Budget Variance Positive (Negative)	Actual
Revenues:					
Utility sales:					
Town sales	940,190	940,190	958,599	18,409	937,782
Other revenue	400	400	7,259	6,859	223
Interest revenue	500	500	3,232	2,732	1,888
Grants and contributions	-	-	4,929	4,929	134,416
Plant investment fees	13,614	13,614	278,758	265,144	58,345
Total Revenues	954,704	954,704	1,252,777	298,073	1,132,654
Expenditures:					
Salaries and wages	128,760	128,760	114,869	13,891	144,913
Employee benefits	57,014	57,014	52,984	4,030	55,823
Utilities	65,863	65,863	60,645	5,218	45,978
Repairs and maintenance	86,875	86,875	58,839	28,036	42,230
Insurance	28,950	28,950	29,407	(457)	14,672
Other purchased services	37,280	37,280	22,532	14,748	30,037
Supplies	106,625	106,625	64,293	42,332	39,088
Capital outlay and repairs	117,000	117,000	86,602	30,398	2,969,211
Total Expenditures	628,367	628,367	490,171	138,196	3,341,952
Excess (Deficiency) of Revenues Budget Over Expenditures (Non-GAAP) Basis	326,337	326,337	762,606	436,269	(2,209,298)
Reconciliation to GAAP Basis:					
Capitalized assets			86,602		2,969,211
Depreciation			(534,047)		(412,613)
Net Income (Loss) - GAAP Basis			315,161		347,300

The accompanying notes are an integral part of these financial statements.

Town of Granby
Schedule of Revenues and Expenditures Budget (Non-GAAP Basis)
and Actual With Reconciliation to GAAP Basis
Proprietary Funds
South Service Sewer Enterprise Fund
For the Year Ended December 31, 2018
(With Comparative Actual Amounts For the Year Ended 2017)

	2018				2017
	Original Budget	Final Budget	Actual	Final Budget Variance Positive (Negative)	Actual
Revenues:					
Utility sales:					
Town and SCWSD sales	263,132	263,132	268,072	4,940	262,536
Billed on behalf of Granby San. District	459,432	459,432	469,295	9,863	458,615
Other revenue	223,596	223,596	225,063	1,467	234,792
Interest revenue	500	500	2,889	2,389	1,507
Sewer plant investment fees	3,258	3,258	72,907	69,649	13,961
Total Revenues	949,918	949,918	1,038,226	88,308	971,411
Expenditures:					
Salaries and wages	92,970	92,970	84,713	8,257	100,585
Employee benefits	41,032	41,032	38,819	2,213	38,469
Utilities	7,862	7,862	3,079	4,783	2,539
Repairs and maintenance	43,995	43,995	13,335	30,660	17,721
Insurance	15,355	15,355	14,747	608	28,079
Other purchased services	41,190	41,190	19,858	21,332	19,003
Supplies	15,275	15,275	12,556	2,719	9,756
Bond principal	97,172	97,172	97,172	-	94,513
Interest expense	41,167	41,167	40,841	326	43,362
Capital outlay and repairs	17,000	17,000	10,595	6,405	95,885
Total Expenditures	872,450	872,450	805,010	67,440	908,527
Excess (Deficiency) of Revenues Budget Over Expenditures (Non-GAAP) Basis	77,468	77,468	233,216	155,748	62,884
Reconciliation to GAAP Basis:					
Capitalized assets			10,595		95,885
Depreciation			(290,365)		(288,733)
Loan principal			97,172		94,513
Net Income (Loss) - GAAP Basis			50,618		(35,451)

The accompanying notes are an integral part of these financial statements.

Town of Granby
Schedule of Revenues and Expenditures Budget (Non-GAAP Basis)
and Actual With Reconciliation to GAAP Basis
Internal Service Fund
Fleet Fund
For the Year Ended December 31, 2018
(With Comparative Actual Amounts For the Year Ended 2017)

	2018				2017
	Original Budget	Final Budget	Actual	Final Budget Variance Positive (Negative)	Actual
Revenues:					
Capital contributions	-	-	784,558	784,558	-
Transfer in	-	595,561	595,561		-
Total Revenues	-	595,561	1,380,119	784,558	-
Excess (Deficiency) of Revenues Budget Over Expenditures (Non-GAAP) Basis	-	595,561	1,380,119	784,558	-
Reconciliation to GAAP Basis:					
Depreciation			(151,843)		-
Net Income (Loss) - GAAP Basis			1,228,276		-

The accompanying notes are an integral part of these financial statements.

ANNUAL SCHEDULE OF REVENUES AND EXPENDITURES
FOR ROADS, BRIDGES AND STREETS

GRANBY
COLORADO
1905

The public report burden for this information collection is estimated to average 380 hours annually.

LOCAL HIGHWAY FINANCE REPORT	City or County: Town of Granby
	YEAR ENDING : December 2018
This Information From The Records Of Town of Granby:	Prepared By: Sharon Spurlin Phone: 970 887-2501 ext 205

I. DISPOSITION OF HIGHWAY-USER REVENUES AVAILABLE FOR LOCAL GOVERNMENT EXPENDITURE

ITEM	A. Local Motor-Fuel Taxes	B. Local Motor-Vehicle Taxes	C. Receipts from State Highway-User Taxes	D. Receipts from Federal Highway Administration
1. Total receipts available				
2. Minus amount used for collection expenses				
3. Minus amount used for nonhighway purposes				
4. Minus amount used for mass transit				
5. Remainder used for highway purposes				

II. RECEIPTS FOR ROAD AND STREET PURPOSES

ITEM	AMOUNT
A. Receipts from local sources:	
1. Local highway-user taxes	
a. Motor Fuel (from Item I.A.5.)	
b. Motor Vehicle (from Item I.B.5.)	
c. Total (a.+b.)	
2. General fund appropriations	1,250,999
3. Other local imposts (from page 2)	477,214
4. Miscellaneous local receipts (from page 2)	26,604
5. Transfers from toll facilities	
6. Proceeds of sale of bonds and notes:	
a. Bonds - Original Issues	
b. Bonds - Refunding Issues	
c. Notes	
d. Total (a. + b. + c.)	0
7. Total (1 through 6)	1,754,817
B. Private Contributions	
C. Receipts from State government (from page 2)	268,723
D. Receipts from Federal Government (from page 2)	0
E. Total receipts (A.7 + B + C + D)	2,023,540

III. DISBURSEMENTS FOR ROAD AND STREET PURPOSES

ITEM	AMOUNT
A. Local highway disbursements:	
1. Capital outlay (from page 2)	322,948
2. Maintenance:	196,341
3. Road and street services:	
a. Traffic control operations	600,869
b. Snow and ice removal	482,426
c. Other	56,202
d. Total (a. through c.)	1,139,497
4. General administration & miscellaneous	116,673
5. Highway law enforcement and safety	
6. Total (1 through 5)	1,775,459
B. Debt service on local obligations:	
1. Bonds:	
a. Interest	
b. Redemption	
c. Total (a. + b.)	0
2. Notes:	
a. Interest	
b. Redemption	
c. Total (a. + b.)	0
3. Total (1.c + 2.c)	0
C. Payments to State for highways	
D. Payments to toll facilities	
E. Total disbursements (A.6 + B.3 + C + D)	1,775,459

IV. LOCAL HIGHWAY DEBT STATUS
(Show all entries at par)

	Opening Debt	Amount Issued	Redemptions	Closing Debt
A. Bonds (Total)				0
1. Bonds (Refunding Portion)				
B. Notes (Total)				0

V. LOCAL ROAD AND STREET FUND BALANCE

A. Beginning Balance	B. Total Receipts	C. Total Disbursements	D. Ending Balance	E. Reconciliation
269,018	2,023,540	1,775,459	517,099	0

Notes and Comments:

LOCAL HIGHWAY FINANCE REPORT	STATE: Colorado
	YEAR ENDING (mm/yy): December 2018

II. RECEIPTS FOR ROAD AND STREET PURPOSES - DETAIL

ITEM	AMOUNT	ITEM	AMOUNT
A.3. Other local imposts:		**A.4. Miscellaneous local receipts:**	
a. Property Taxes and Assessments		a. Interest on investments	
b. Other local imposts:		b. Traffic Fines & Penalities	26,604
1. Sales Taxes	452,379	c. Parking Garage Fees	
2. Infrastructure & Impact Fees		d. Parking Meter Fees	
3. Liens		e. Sale of Surplus Property	
4. Licenses		f. Charges for Services	
5. Specific Ownership &/or Other	24,835	g. Other Misc. Receipts	
6. Total (1. through 5.)	477,214	h. Other	
c. Total (a. + b.)	477,214	i. Total (a. through h.)	26,604
	(Carry forward to page 1)		(Carry forward to page 1)

ITEM	AMOUNT	ITEM	AMOUNT
C. Receipts from State Government		**D. Receipts from Federal Government**	
1. Highway-user taxes	61,608	1. FHWA (from Item I.D.5.)	
2. State general funds		2. Other Federal agencies:	
3. Other State funds:		a. Forest Service	
a. State bond proceeds		b. FEMA	
b. Project Match		c. HUD	
c. Motor Vehicle Registrations		d. Federal Transit Admin	
d. Other (Specify) - DOLA Grant		e. U.S. Corps of Engineers	
e. Other (s.b. 18-0001, cdot/dola gran	207,115	f. Other Federal	
f. Total (a. through e.)	207,115	g. Total (a. through f.)	0
4. Total (1. + 2. + 3.f)	268,723	3. Total (1. + 2.g)	
			(Carry forward to page 1)

III. DISBURSEMENTS FOR ROAD AND STREET PURPOSES - DETAIL

	ON NATIONAL HIGHWAY SYSTEM (a)	OFF NATIONAL HIGHWAY SYSTEM (b)	TOTAL (c)
A.1. Capital outlay:			
a. Right-Of-Way Costs			0
b. Engineering Costs		52,007	52,007
c. Construction:			
(1). New Facilities			0
(2). Capacity Improvements		270,941	270,941
(3). System Preservation			0
(4). System Enhancement & Operation			0
(5). Total Construction (1) + (2) + (3) + (4)	0	270,941	270,941
d. Total Capital Outlay (Lines 1.a. + 1.b. + 1.c.5)	0	322,948	322,948
			(Carry forward to page 1)

Notes and Comments: